
***CENTRAL COVENTRY FIRE
DISTRICT***

FINANCIAL STATEMENTS

***FOR THE FISCAL YEAR ENDED
August 31, 2022***

COVENTRY, RHODE ISLAND

***CENTRAL COVENTRY FIRE DISTRICT
AUDITED FINANCIAL STATEMENTS
FOR THE FISCAL YEAR ENDED AUGUST 31, 2022***

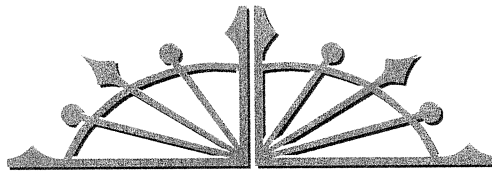
TABLE OF CONTENTS

	<u>PAGE</u>
I. FINANCIAL SECTION	
<i>INDEPENDENT AUDITORS' REPORT</i>	1
<i>MANAGEMENT'S DISCUSSION AND ANALYSIS</i>	5
<i>BASIC FINANCIAL STATEMENTS</i>	
<u><i>Government Wide Financial Statements</i></u>	
Statement of Net Position	11
Statement of Activities	12
<u><i>Fund Financial Statements</i></u>	
Balance Sheet – Governmental Funds	13
Reconciliation of the Governmental Fund Balance Sheet to the Government- Wide Statement of Net Position	14
Statement of Revenues, Expenditures and Changes in Unreserved Fund Balances - Governmental Funds	15
Reconciliation of the Statement of Revenues, Expenditures and Changes in Unreserved Fund Balances of the Governmental Funds to the Statement of Activities	16
<u><i>Notes to the Financial Statements</i></u>	
Required Disclosures and Other Information	17
<i>REQUIRED SUPPLEMENTARY INFORMATION (RSI)</i>	
Budgetary Comparison Schedule – Schedule of Revenues, and Expenditures– General Fund	47
Schedule of Changes in Districts Employees Net Pension Liability and Related Ratios - MERS Pension Plan	51
Schedule of Changes in the Districts Net OPEB Liability and Related Ratios	52
Schedule of Districts OPEB Plan Contributions	53
Notes to Required Supplementary Information – MERS Plan	54
II. SUPPLEMENTARY INFORMATION	
Tax Collectors Annual Report	55
III. AUDITORS REPORT AS REQUIRED BY GOVERNMENTAL AUDITING STANDARDS	
Report on Internal Control Over Financial Reporting and on Compliance and Other Matters Based on an Audit of Financial Statements Performed in Accordance with <i>Governmental Auditing Standards</i>	56

FINANCIAL SECTION

This Section Contains the Following Subsections:

Independent Auditors' Report
Management's Discussion and Analysis
Basic Financial Statements
Required Supplementary Information



BAXTER DANSEREAU & ASSOCIATES, LLP

Accounting, Consulting & Tax Services

Partners

William J. Baxter, Jr., CPA

Paul L. Dansereau, CPA

INDEPENDENT AUDITOR'S REPORT

The Honorable President
and Members of the Board of Directors
Central Coventry Fire District
Coventry, Rhode Island

Report on the Audit of the Financial Statements

Qualified and Unmodified Opinions

We have audited the accompanying financial statements of the governmental activities, and each major fund of the Central Coventry Fire District, as of and for the year ended August 31, 2022, and the related notes to the financial statements which collectively comprise the Central Coventry Fire District's basic financial statements as listed in the table of contents.

Summary of Opinions

<i>Opinion Unit</i>	<i>Type of Opinion</i>
Governmental Activities	Qualified
Major Governmental Fund	Unmodified

Qualified Opinion on the Governmental Activities

In our opinion, except for the possible effects of the matter described in the Basis for Qualified Opinion and Unmodified Opinions section in our report, the financial statements referred to above present fairly, in all material respects, the financial position of the Governmental Activities, of the Central Coventry Fire District as of August 31, 2022, and the changes in financial position thereof for the year then ended in accordance with accounting principles generally accepted in the United States of America.

Unmodified Opinion Major Governmental Fund

In our opinion, the financial statements referred to above present fairly, in all material respects, the respective financial position of each Major Fund of the Coventry Fire District as of August 31, 2022, and the respective changes in financial position for the year then ended in accordance with accounting principles generally accepted in the United States of America.

Basis for Qualified and Unmodified Opinions

We conducted our audit in accordance with auditing standards generally accepted in the United States of America and the standards applicable to financial audits contained in *Government Auditing Standards*, issued by the Comptroller General of the United States. Our responsibilities under those standards are further described in the Auditor's Responsibilities for the Audit of the Financial Statements

section of our report. We are required to be independent of the Central Coventry Fire District and to meet our other ethical responsibilities, in accordance with the relevant ethical requirements relating to our audit. We believe that the audit evidence we have obtained is sufficient and appropriate to provide a basis for our audit opinions.

Matter Giving Rise to Qualified Opinion on Governmental Activities

The Governmental Accounting Standards Board (GASB) Statement 68, *Accounting and Financial Reporting for Pensions*, requires that the net pension asset and/or liability and various components related to the net pension asset and/or liability be reported utilizing a measurement date which is no earlier than the end of the prior fiscal year. However, the District participates in the retirement plans administered by the State of Rhode Island and as such, the measurement date utilized by those plans was June 30, 2021, which is a date earlier than the District's prior fiscal year end. The amount by which this departure would affect the net pension assets, deferred outflow of resources, net pension liabilities, deferred inflows of resources, net position, and expenses of the Governmental Activities has not been determined.

Responsibilities of Management for the Financial Statements

Management is responsible for the preparation and fair presentation of these financial statements in accordance with accounting principles generally accepted in the United States of America and for the design, implementation, and maintenance of internal control relevant to the preparation and fair presentation and fair presentation of financial statements that are free from material misstatement, whether due to fraud or error.

In preparing the financial statements, management is required to evaluate whether there are conditions or events, considered in the aggregate, that raise substantial doubt about the District's ability to continue as a going concern for twelve months beyond the financial statement date, including any currently known information that may raise substantial doubt shortly thereafter.

Auditor's Responsibilities for the Audit of the Financial Statements

Our objectives are to obtain reasonable assurance about whether the financial statements as a whole are free from material misstatement, whether due to fraud or error, and to issue an auditor's report that includes our opinions. Reasonable assurance is a high level of assurance but is not absolute assurance and therefore is not a guarantee that an audit conducted in accordance with generally accepted auditing standards and *Government Auditing Standards* will always detect a material misstatement when it exists. The risk of not detecting a material misstatement resulting from fraud is higher than for one resulting from error, as fraud may involve collusion, forgery, intentional omissions, misrepresentations, or the override of internal control. Misstatements are considered material if there is a substantial likelihood that, individually or in the aggregate, they would influence the judgment made by a reasonable user based on the financial statements.

In performing an audit in accordance with generally accepted auditing standards and *Government Auditing Standards*, we:

- Exercise professional judgment and maintain professional skepticism throughout the audit.
- Identify and assess the risks of material misstatement of the financial statements, whether due to fraud or error, and design and perform audit procedures responsive to those risks. Such procedures include examining, on a test basis, evidence regarding the amounts and disclosures in the financial statements.

- Obtain an understanding of internal control relevant to the audit in order to design audit procedures that are appropriate in the circumstances, but not for the purpose of expressing an opinion on the effectiveness of the District's internal control. Accordingly, no such opinion is expressed.
- Evaluate the appropriateness of accounting policies used and the reasonableness of significant accounting estimates made by management, as well as evaluate the overall presentation of the financial statements.
- Conclude whether, in our judgment, there are conditions or events, considered in the aggregate, that raise substantial doubt about the District's ability to continue as a going concern for a reasonable period of time.

We are required to communicate with those charged with governance regarding, among other matters, the planned scope and timing of the audit, significant audit findings, and certain internal control-related matters that we identified during the audit.

Required Supplementary Information

Accounting principles generally accepted in the United States of America require that the management's discussion and analysis and budgetary comparison information on pages 4-11 and 55-57 be presented to supplement the basic financial statements. Such information, although not a part of the basic financial statements, is required by the Governmental Accounting Standards Board, who considers it to be an essential part of financial reporting for placing the basic financial statements in an appropriate operational, economic, or historical context. We have applied certain limited procedures to the required supplementary information in accordance with auditing standards generally accepted in the United States of America, which consisted of inquiries of management about the methods of preparing the information and comparing the information for consistency with management's responses to our inquiries, the basic financial statements, and other knowledge we obtained during our audit of the basic financial statements. We do not express an opinion or provide any assurance on the information because the limited procedures do not provide us with sufficient evidence to express an opinion or provide any assurance.

Supplementary Information

Our audit was conducted for the purpose of forming opinions on the financial statements that collectively comprise the Central Coventry Fire District's basic financial statements. The annual tax collectors report is presented purposes of additional analysis and are not a required part of the basic financial statements. The annual tax collectors report is the responsibility of management and was derived from and relate directly to the underlying accounting and other records used to prepare the basic financial statements. Such information has been subjected to the auditing procedures applied in the audit of the basic financial statements and certain additional procedures, including comparing and reconciling such information directly to the underlying accounting and other records used to prepare the basic financial statements or to the basic financial statements themselves, and other additional procedures in accordance with auditing standards generally accepted in the United States of America. In our opinion, the annual tax collectors report is fairly stated in all material respects in relation to the basic financial statements as a whole.

Other Reporting Required by Government Auditing Standards

In accordance with *Government Auditing Standards*, we have also issued our report dated June 16, 2023, on our consideration of the Central Coventry Fire District's internal control over financial reporting and on our tests of its compliance with certain provisions of laws, regulations, contracts, and grant agreements and other matters. The purpose of that report is to describe the scope of our testing of internal

control over financial reporting and compliance and the results of that testing, and not to provide an opinion on internal control over financial reporting or on compliance. That report is an integral part of an audit performed in accordance with *Government Auditing Standards* in considering the Central Coventry Fire District's internal control over financial reporting and compliance.

A handwritten signature in black ink that reads "Baxter Dansereau & Associates, LLP". The signature is written in a cursive, flowing style.

Baxter Dansereau & Associates, LLP
West Warwick, Rhode Island
June 16, 2023

MANAGEMENTS' DISCUSSION AND ANALYSIS

CENTRAL COVENTRY FIRE DISTRICT
Management's Discussion and Analysis
For the Fiscal Year Ended August 31, 2022
(Unaudited)

Management of the Central Coventry Fire District provides this Management's Discussion and Analysis of the Central Coventry Fire District's Annual Financial Report for the readers of the District's financial statements. This narrative overview and analysis of the financial statements of the Central Coventry Fire District is for the fiscal year ended August 31, 2022. We encourage readers to consider this information in conjunction with the District's financial statements that follow.

Financial Highlights

- ❖ The Net Position as of August 31, 2021, was restated and increased by \$230,052 while the Fund Balance as of August 31, 2021, was also restated and increased by \$33,400 to correct errors in prior years audited financial statements.
- ❖ The District's General Fund had a net decrease in fund balance (operating deficit) of \$252,154 for the fiscal year ended August 31, 2022. As a result, the cumulative fund balance as of August 31, 2022, is \$119,455.
- ❖ On a government-wide basis (full accrual accounting) the liabilities and deferred inflows of the District exceeded its assets and deferred outflows at the close of the most recent fiscal year by \$5,292,437 (negative Net Position).
- ❖ Actual revenue exceeded budgeted revenue by \$56,599 while actual expenditures exceeded budgeted expenditures by \$308,723 resulting in a deficit for the fiscal year ended August 31, 2022, totaling \$252,154.
- ❖ The Government-Wide Financial Statements includes a liability and expense for claims and judgments totaling \$392,000 related to a Fair Labor Standard Act settlement.

Overview of the Financial Statements

This discussion and analysis is intended to serve as an introduction to the District's basic financial statements. These basic financial statements consist of three components:

- Government – wide financial statements
- Fund financial statements
- Notes to financial statements

The District's basic financial statements and other supplementary financial information provide information about all of the District's activities. They provide both a short-term and a long-term view of the District's financial health.

Government-wide financial statements - are designed to provide readers with a broad overview of the District's finances in a manner, which is similar to a private-sector business. They are presented on the accrual basis of accounting where revenues and expenditures are recognized on the date they occurred rather than on the date they were collected or paid.

CENTRAL COVENTRY FIRE DISTRICT
Management's Discussion and Analysis
For the Fiscal Year Ended August 31, 2022
(Unaudited)

The *Statement of Net Position* presents information on all of the District's assets, deferred outflows, liabilities and deferred inflows with the difference between them reported as net position. As comparisons become possible over the years, increases or decreases in net position may serve as a useful indicator of whether the financial position of the District is improving or deteriorating.

The *Statement of Activities* presents information which shows how the District's net position changed during the fiscal year. All changes in net position are reported when the underlying event giving rise to the change occurs, regardless of the timing of related cash flows. Thus, revenues and expenses are reported in this statement for some items that will only result in cash flows in the future fiscal periods. Examples are uncollected taxes and earned but unused compensated absences.

Both of the government-wide financial statements distinguish functions of the District, which are supported by taxes and intergovernmental revenues which are presented as governmental activities. The District's governmental activities include personal services and benefits, materials and services, public safety, and interest expense.

The government wide financial statements are reported on Pages 11 and 12.

Fund financial statements – A *fund* is a grouping of related accounts that is used to maintain control over resources that have been segregated for specific activities or objectives. The District, like state and local governments, uses fund accounting to ensure and demonstrate compliance with finance-related legal requirements. All of the funds of the District are categorized as governmental funds. The Fund level financial statements can be found on Pages 13-16.

Governmental Funds – Governmental funds are used to account for essentially the same functions reported as governmental activities in the government-wide financial statements. However, unlike the government-wide financial statements, governmental fund financial statements focus on current sources and uses of spendable resources, as well as on balances of spendable resources available at the end of the fiscal year. Such information may be useful in evaluating a government's near-term financing requirements.

Because the focus of governmental funds is narrower than that of the government-wide financial statements, it is useful to compare the information presented for governmental funds with similar information presented for governmental activities in the government-wide financial statements. By doing so, readers may better understand the long-term impact of the District's near-term financing decisions. Both the governmental funds balance sheet and the governmental fund statements of revenues, expenditures, and changes in fund balances provide a reconciliation to facilitate this comparison between governmental funds and governmental activities.

The District maintains governmental funds. Information is presented separately in the Governmental Fund Balance Sheet and in the Governmental Fund Statement of Revenues, Expenditures, and Changes in Fund Balances for the General Fund which is considered to be a major fund.

CENTRAL COVENTRY FIRE DISTRICT
Management's Discussion and Analysis
For the Fiscal Year Ended August 31, 2022
(Unaudited)

Notes to Financial Statements - The notes provide additional information that is essential to a full understanding of the data provided in the government-wide and fund financial statements. The notes to the financial statements are presented on pages 17 through 46.

Other Information - In addition to the basic financial statements and accompanying notes, this report also presents certain required supplementary information pertinent to the District's operations. Required Supplementary Information is presented on pages 47 through 54. Required supplementary includes a budget vs actual comparison exhibit which can be found on Pages 47 through 49.

Government-wide Financial Analysis

Analysis of the District's Net Position

As noted earlier, net position may serve over time as a useful indicator of a District's financial position and an important determinant of its ability to finance services in the future. The District's governmental activities liabilities and deferred inflows of resources exceeded assets and deferred outflows of resources by \$5,292,437 as of August 31, 2022.

Below is analysis of the District's Statement of Net Position as of August 31, 2022 and 2021:

CENTRAL COVENTRY FIRE DISTRICT
NET POSITION

	Governmental Activities 2022	Governmental Activities 2021
Current and other assets	\$ 745,253	\$ 963,304
Capital assets (net)	<u>1,553,664</u>	<u>1,680,386</u>
Total assets	<u>2,298,917</u>	<u>2,643,690</u>
Deferred outflow of resources:	1,543,065	2,102,876
Other liabilities	808,941	186,885
Long-term liabilities	<u>6,085,654</u>	<u>8,349,896</u>
Total liabilities	<u>6,894,595</u>	<u>8,536,781</u>
Deferred inflow of resources:	<u>2,239,824</u>	<u>680,876</u>
Net position:		
Net investment in capital assets	1,519,961	1,680,386
Unrestricted	<u>(6,812,398)</u>	<u>(6,151,477)</u>
Total net position	<u><u>\$ (5,292,437)</u></u>	<u><u>\$ (4,471,091)</u></u>

CENTRAL COVENTRY FIRE DISTRICT
Management's Discussion and Analysis
For the Fiscal Year Ended August 31, 2022
(Unaudited)

"Net Investment in Capital Assets" consists of the District's investments in capital assets such as land, buildings and improvements, motor vehicles, furniture and equipment less any debt used to acquire these assets, which is still outstanding. The District uses these capital assets to provide services to its taxpayers. Consequently, these assets are not available for future spending. Although the District's investment in its capital assets would be reported net of related debt, it should be noted that the resources needed to repay this debt must be provided from other sources, since the capital assets themselves are unlikely to be used to liquidate these liabilities. The District did not have any long-term debt outstanding at August 31, 2022 or 2021 that impacts the net investment in capital assets.

Analysis of the District's Operations

The following table presents the Statement of Activities (change in net position) for the fiscal years ended August 31, 2022 and 2021:

CENTRAL COVENTRY FIRE DISTRICT
CHANGE IN NET POSITION

	Governmental Activities 2022	Governmental Activities 2021
Revenues:		
Program revenues:		
Charges for services	\$ 665,948	\$ 671,519
General revenues:		
Property taxes	4,444,869	4,279,316
Penalties and interest	104,028	141,599
Investment income	2,927	7,248
Miscellaneous revenue	23,367	20,214
Total revenues	<u>5,241,139</u>	<u>5,119,896</u>
Expenses:		
Administrative	856,810	528,126
Personnel - Union and Retirees	4,091,888	4,202,603
Operations, Hydrants and Lighting	1,113,787	1,293,806
Total expenses	<u>6,062,485</u>	<u>6,024,535</u>
Increase (decrease) in net position	(821,346)	(904,639)
Net position - beginning	(4,471,091)	(3,566,452)
Net position - ending	<u>\$ (5,292,437)</u>	<u>\$ (4,471,091)</u>

CENTRAL COVENTRY FIRE DISTRICT
Management's Discussion and Analysis
For the Fiscal Year Ended August 31, 2022
(Unaudited)

Financial Analysis of the District's Funds

The District complies with the provisions of Governmental Accounting Standards Board Statement 54, *Fund Balance Reporting and Governmental Fund Type Definitions* (GASB 54). GASB 54 establishes criteria for classifying fund balances into specifically defined classifications and clarifies the definitions for governmental funds. GASB 54 defines the following five categories of fund balance:

Nonspendable – items that cannot be spent because they are not in a spendable form or legally or contractually required to be maintained intact.

Restricted – items that are restricted by external parties or imposed by grants, laws or legislation.

Committed – items that have been committed by formal action by the entity's highest level of decision-making authority.

Assigned – items that have been allocated by committee action where the government's intent is to use the funds for a specific purpose.

Unassigned – items that have no restrictions placed on them.

The focus of the District's governmental funds is to provide information on near-term inflows, outflows and balances of spendable resources. Such information is useful in assessing the District's financing requirements. In particular, the unassigned fund balance may serve as a useful measure of the District's net resources available for spending at the end of the fiscal year. The Fund Balance section of the Balance Sheet for Governmental Funds is presented in the format required by GASB Statement 54.

CENTRAL COVENTRY FIRE DISTRICT
FUND BALANCES

	<u><i>August 31, 2022</i></u>	<u><i>August 31, 2021</i></u>	
	Total Governmental Funds	Total Governmental Funds	Increase (Decrease)
Nonspendable	108,094	42,413	65,681
Unassigned	11,361	329,196	(317,835)
Total	<u>119,455</u>	<u>371,609</u>	<u>(252,154)</u>

CENTRAL COVENTRY FIRE DISTRICT
Management's Discussion and Analysis
For the Fiscal Year Ended August 31, 2022
(Unaudited)

The District's Capital Assets

The District's investment in capital assets for its governmental activities amounts to \$1,553,664 net of accumulated depreciation at August 31, 2022. Included are land, building and improvements, motor vehicles, furniture, and equipment. It should be noted that all capital assets are valued at historical or estimated historical cost as required by Generally Accepted Accounting Principles.

Additional information on the District's capital assets are located in Note 6 on Page 28 of the financial statements.

Central Coventry Fire District
Capital Assets (Net of Accumulated Depreciation)

	<u>August 31, 2022</u>	<u>August 31, 2021</u>
	Govern- mental Activities	Govern- mental Activities
Land	\$ 33,703	\$ 33,703
Buildings and improvements	116,461	122,070
Vehicles	1,282,567	1,405,397
Machinery and equipment	120,933	119,216
Total	<u>\$ 1,553,664</u>	<u>\$ 1,680,386</u>

Subsequent Events

Subsequent to the year ended August 31, 2022, the composition of the District's Board and Board leadership changed. One of the first actions of the new Board was to engage the services of a new District Treasurer and Solicitor to assist the Board as they try to restructure the District finances and operations. The new Board has been working diligently to reduce operating costs and improve relations with the District Firefighters. The District is currently in the process of working with insurance providers and other vendors in an attempt to reduce operating costs in preparation for presentation of a budget for the 2024 fiscal year. In addition, the Board and management of the District is currently exploring the possibility of consolidation with other Fire Districts in Coventry, Rhode Island. These discussions are in the preliminary stages and in conjunction with a study being conducted by a consultant engaged by the Town of Coventry to explore the best options for providing fire protection services to the residents of the Town of Coventry.

Request for Information

The financial report is designed to provide a general overview of the District's finances and to show the District's accountability for the tax dollars received. If you have questions about this report or need additional financial information, contact the Central Coventry Fire District, District Treasurer Office 240 Arnold Road, Coventry RI 02816.

BASIC FINANCIAL STATEMENTS

The Basic Financial Statements include
the Government-Wide Financial Statements,
the Fund Financial Statements and the
Notes to the Financial Statements

Government Wide Financial Statements

The Government Wide Financial Statements include
the Statement of Net Position and the
Statement of Activities

CENTRAL COVENTRY FIRE DISTRICT
Statement of Net Position
August 31, 2022

	Governmental Activities
ASSETS	
Cash and Investments	\$ 254,078
Accounts receivable	
Taxes receivable, net of allowance (\$46,800)	280,949
Other receivables, net of allowance (\$416,086)	102,132
Prepaid expenses	108,094
Capital Assets:	
Assets not being depreciated - Land	33,703
Property & equipment - net	1,519,961
TOTAL ASSETS	<u>2,298,917</u>
 Deferred outflow of resources:	
Deferred outflow of resources related to pensions	<u>1,543,065</u>
 LIABILITIES	
<i>Current liabilities:</i>	
Accounts payable	242,941
Claims payable	392,000
Current portion of long-term debt	174,000
<i>Total current liabilities</i>	<u>808,941</u>
 Non-current liabilities	
Compensated absences	167,122
Net OPEB liability	882,309
Net pension liability	5,036,223
Total non-current liabilities	<u>6,085,654</u>
 TOTAL LIABILITIES	6,894,595
 Deferred inflow of resources:	
Deferred inflow of resources related to pensions	<u>2,239,824</u>
 NET POSITION	
Net investment in capital assets	1,519,961
Unrestricted	(6,812,398)
TOTAL NET POSITION	<u><u>\$ (5,292,437)</u></u>

See the accompanying notes to these financial statements

CENTRAL COVENTRY FIRE DISTRICT
Statement of Activities
For the Year Fiscal Ended August 31, 2022

			Net (Expense) Revenue and Changes in Net Position
	Program revenues		Primary Government
Functions/Programs	Expenses	Charges for Services	Governmental Activities
Primary government			
Public safety - fire protection and rescue:			
Administrative	\$ 856,810	\$ 665,948	\$ (190,862)
Personnel - Union and Retirees	4,091,888	-	(4,091,888)
Operations, Hydrants and Lighting	1,113,787	-	(1,113,787)
Total governmental activities	\$ 6,062,485	\$ 665,948	(5,396,537)
	General revenues:		
		Property taxes	4,444,869
		Penalties and interest	104,028
		Investment income	2,927
		Miscellaneous	23,367
		Total general revenues	4,575,191
		Change in net position	(821,346)
		Net position - beginning of the year as restated	(4,471,091)
		Net position - end of the year	\$ (5,292,437)

See the accompanying notes to these financial statements

Fund Financial Statements

CENTRAL COVENTRY FIRE DISTRICT
Balance Sheet
Governmental Funds
August 31, 2022

	General Fund
	<hr/>
ASSETS	
Cash and Investments	\$ 254,078
Receivables:	
Taxes receivable, net of allowance (\$46,800)	280,949
Accident billing receivable net of allowance (\$399,900)	99,981
Tax sale and other fees receivable net of allowance (\$16,186)	1,927
Other receivables	224
Prepaid expenditures	108,094
TOTAL ASSETS	<hr/> \$ 745,253 <hr/>
 LIABILITIES	
Accounts payable and accrued expenses	\$ 242,941
TOTAL LIABILITIES	<hr/> 242,941 <hr/>
 DEFERRED INFLOW OF RESOURCES	
Unavailable tax revenue	280,949
Unavailable rescue revenue	99,981
Unavailable fee revenue	1,927
TOTAL DEFERRED INFLOW OF RESOURCES	<hr/> 382,857 <hr/>
 FUND BALANCES	
<i>Nonspendable:</i>	
Prepaid expenditures	108,094
<i>Unassigned:</i>	11,361
TOTAL FUND BALANCES	<hr/> 119,455 <hr/>
 TOTAL LIABILITIES, DEFERRED INFLOW OF RESOURCES, AND FUND BALANCE	<hr/> \$ 745,253 <hr/>

See the accompanying notes to these financial statements

CENTRAL COVENTRY FIRE DISTRICT
Reconciliation of the Governmental Fund Balance Sheet
to the Government-Wide Statement of Net Position
August 31, 2022

Total Fund Balance - Governmental Fund	\$ 119,455
Amounts reported for governmental activities in the statement of net position are different from the amounts reported in the fund balance sheet because:	
Capital assets used in governmental activities are not current financial resources and therefore are not reported in the Governmental Funds Balance Sheet. See note 6 to the financial statements.	1,553,664
Other long-term receivables that are not available to pay for current period expenditures and, therefore, are reported as deferred inflows of resources in the Governmental Funds Financial Statements	382,857
Net pension liabilities and net OPEB liabilities are not due and payable in the current period and therefore they are not reported in the Governmental Funds Balance Sheet. See Note 9 to the financial statements.	(6,027,532)
Other liabilities that are not due and payable with current and available funds in the current period and therefore they are not reported in the Governmental Funds Balance Sheet.	(392,000)
Compensated absences not due and payable in the current period and therefore are not reported in the Governmental Funds Balance Sheet. These liabilities are reported in the Statement of Net Position.	(232,122)
Deferred pension amounts are not reported in the Governmental Fund Financial Statement, but are reported in the Government-Wide financial statements as follows:	
Deferred outflows of resources	1,543,065
Deferred inflows of resources	<u>(2,239,824)</u>
Net Position Governmental Activities	<u>\$ (5,292,437)</u>

See auditor's report and accompanying notes to these financial statements

CENTRAL COVENTRY FIRE DISTRICT
Statement of Revenues, Expenditures
and Changes in Fund Balances
Governmental Funds
For the Fiscal Year Ended August 31, 2022

	General Fund
Revenues:	
Property Tax Revenue	\$ 4,458,167
Rescue - Charges for Services	643,238
Fire Marshall Services	33,291
Penalties and Interest on Taxes	104,028
Investment Income	2,927
Other Revenues	21,440
Total general revenues	<u>5,263,091</u>
Expenditures:	
Public safety - fire protection and rescue	
Administrative	464,810
Personnel - Union and Retirees	4,063,370
Operations, Hydrants and Lighting	987,065
Total expenditures	<u>5,515,245</u>
Deficiency of Revenue over Expenditures	<u>(252,154)</u>
Net change in fund balance	(252,154)
Fund balance - beginning of the year restated	<u>371,609</u>
Fund balance - end of the year	<u><u>\$ 119,455</u></u>

See the accompanying notes to these financial statements

CENTRAL COVENTRY FIRE DISTRICT, RHODE ISLAND
Reconciliation of the Statement of Revenues,
Expenditures, and Changes in Fund Balances of Governmental Funds
to the Statement of Activities
For the Year Ended August 31, 2022

Net change in fund balances - total governmental funds \$ (252,154)

Amounts reported for governmental activities in the statement of activities are different from the amounts reported as fund expenditures because:

Governmental funds reported capital outlays as expenditures. However, in the statement of activities the cost of those assets is allocated over their estimated useful lives and reported as depreciation expense. This is the amount by which depreciation expense exceeded capital outlays and adjustments in the current period.

Capital outlay	33,600	
Depreciation expense	<u>(160,322)</u>	(126,722)

Property taxes, Rescue Run Fees and Tax Sale and Other Fees Receivable that are not collected in the current period and do not represent current financial resources are deferred in the fund financial statements, however they are recognized as revenues in the statement of activities.

Decrease in unavailable tax revenue from fiscal 2021	(13,298)
Decrease in unavailable rescue fee revenue from fiscal 2021	(10,581)
Increase in tax sale and other fees receivable from fiscal 2021	1,927

Changes in the District's Net Pension Assets, Deferred Outflows of Resources related to pension plans or Net Pension Liability and Deferred Inflows of Resources related to pension plans result in an increase or decrease to the pension expense reported in the Statement of Activities. The effect of these adjustments resulted in a decrease in pension expense reported in the Statement of Activities.

Also, under the modified accrual basis of accounting used in the governmental funds, expenditures are not recognized for transactions that are not normally paid with expendable available financial resources. In the statement of activities, however, which is presented on the full accrual basis, expenses and liabilities are recorded regardless of when financial resources are available.

Net decrease in compensated absences	29,920	
Net decrease in the net pension liability	2,127,721	
Net increase in the net OPEB liability	(67,400)	
Net decrease in deferred outflows	(559,811)	
Claims & judgements	(392,000)	
Net increase in deferred inflows	<u>(1,558,948)</u>	(420,518)

Change in net position of governmental activities	<u>\$ (821,346)</u>
---	---------------------

See auditor's report and accompanying notes to these financial statements

Notes to Financial Statements

CENTRAL COVENTRY FIRE DISTRICT

NOTES TO FINANCIAL STATEMENTS

AUGUST 31, 2022

NOTE 1 – REPORTING ENTITY

The financial statements of the Central Coventry Fire District have been prepared in conformity with generally accepted accounting principles (GAAP) as applied to government units. The Governmental Accounting Standards Board (GASB) is the accepted standard-setting body for establishing governmental accounting and financial reporting principles. The more significant of the government's accounting policies are described below.

In accordance with the requirements of Statement No. 14 of the Governmental Accounting Standards Board, *The Financial Reporting Entity*, the accompanying basic financial statements present the Central Coventry Fire District (District) (the primary government). The activities discussed below are included in the District's reporting entity because of the significance of their operational or financial relationships with the District.

Generally accepted accounting principles (GAAP) includes all relevant Governmental Accounting Standards Board (GASB) pronouncements. The accounting and reporting framework and the more significant accounting policies are discussed in subsequent subsections of these notes.

Primary Government

The Central Coventry Fire District, created by legislative charter in 1959, is a quasi-governmental entity that provides primary fire protection, emergency medical assistance, and other services, such as some street lighting and usage and rental for fire hydrants from Kent County Water Authority for all properties located within the geographical boundaries of the Central Coventry Fire District. The Central Coventry Fire District (CCFD) is the largest of the four fire districts within the Town of Coventry, with an emergency response area over 26 squares miles of land. In order to be able to provide such essential services, the District is enabled by Rhode Island General Law to levy a separate tax, which is called a "Fire Tax". This fire tax is used 100% to operate the Fire District and to provide the essential services to the public.

In accordance to its Charter, District oversight is provided by a seven-member Board of Directors, residents of the District, and elected in staggered terms by the District's taxpayers at the annual meeting. The CCFD Charter provides for a president and vice-president of the Board of Directors.

The more significant of the District's current accounting policies are described below.

CENTRAL COVENTRY FIRE DISTRICT

NOTES TO FINANCIAL STATEMENTS

AUGUST 31, 2022

NOTE 2 - SUMMARY OF SIGNIFICANT ACCOUNTING POLICIES

BASIS OF PRESENTATION

Recently Issued Accounting Standards

The District has implemented the following new accounting pronouncements:

- Statement No. 87, "Leases". GASB Statement No. 87 effective for the District's fiscal year ending August 31, 2022.
- Statement No. 89, "Accounting for Interest Cost Incurred before the End of a Construction Period" effective for the District's fiscal year ending August 31, 2022.
- Statement No. 92, "Omnibus 2022". GASB Statement No. 92 effective for the District's fiscal year ending August 31, 2022.
- Statement No. 93, "Replacement of Interbank Offered Rates" effective for the District's fiscal year ending August 31, 2022.

Government-Wide Financial Statements

The statement of net position and statement of activities display information about the reporting entity as a whole. They include all funds of the reporting entity. Governmental activities generally are financed through taxes, intergovernmental revenues, and other non-exchange revenues. Certain eliminations have been made as prescribed by GASB Statement No. 34 in regard to interfund activities, receivables and payables.

Fund Financial Statements

Fund financial statements of the reporting entity are organized into funds, each of which, is considered to be separate accounting entities. Each fund is accounted for by providing a separate set of self-balancing accounts, which constitute its assets, liabilities, fund equity, revenues and expenditures/expenses. Funds are organized into three major categories: governmental, proprietary and fiduciary. An emphasis is placed on major funds within the governmental and proprietary categories. A fund is considered major if it is the primary operating fund of the District or meets the following criteria:

- (a) Total assets, deferred outflows, liabilities, deferred inflows revenues, or expenditures/expenses of that individual governmental or enterprise fund are at least 10 percent of the corresponding total (assets, liabilities, and so forth) for all funds of that category or type that is, total governmental or total enterprise funds), and
- (b) Total assets, deferred outflows, liabilities, deferred inflows revenues or expenditures/expenses of the individual governmental fund or enterprise fund are at least 5 percent of the corresponding total for all governmental and enterprise funds combined.

CENTRAL COVENTRY FIRE DISTRICT
NOTES TO FINANCIAL STATEMENTS
AUGUST 31, 2022

NOTE 2 - SUMMARY OF SIGNIFICANT ACCOUNTING POLICIES (continued)

BASIS OF PRESENTATION

In addition to funds that meet the major fund criteria, any other governmental fund that the District's officials believe is particularly important to financial statement users (for example, because of public interest or consistency) may be reported as a major fund. The funds of the financial reporting entity are described below:

Governmental Fund Types

These are the funds through which most governmental functions are typically financed. The funds included in this category are as follows:

General Fund – is the primary operating fund of the District and is always classified as a major fund. It is used to account for all activities except those that are legally or administratively required to be accounted for in other funds.

Special Revenue Funds – are used to account for restricted or committed revenues that comprise a substantial portion of the *inflows* of a fund. For this reporting period the District does not present any special revenue funds.

BASIS OF ACCOUNTING

Measurement Focus – Government Wide Financial Statements

In the government wide financial statements, the Statement of Net Position and Statement of Activities (governmental and business-type activities) are presented using the accrual basis of accounting. Under the accrual basis of accounting, revenues are recognized when earned and expenses are recorded when the liability is incurred, or economic asset used. Revenues, expense, gains, losses, assets, deferred outflows of resources, liabilities and deferred inflows of resources resulting from exchange and exchange-like transactions should be recognized when the exchange takes place. Revenues, expense, gains, losses, assets, deferred outflows of resources, liabilities and deferred inflows of resources resulting from non-exchange transactions should be recognized in accordance with the requirements of Section N50.

Those revenues susceptible to accrual are property taxes, interest revenue and charges for services. In determining when to recognize intergovernmental revenues (grants and entitlements), the legal and contractual requirements of the individual programs are used as guidance. Revenues are recognized when the eligibility requirements have been met.

CENTRAL COVENTRY FIRE DISTRICT
NOTES TO FINANCIAL STATEMENTS
AUGUST 31, 2022

NOTE 2 - SUMMARY OF SIGNIFICANT ACCOUNTING POLICIES (continued)

BASIS OF ACCOUNTING

Amounts reported as program revenues included 1) charges to customers or applicants for goods, services, fines, or privileges provided, and 2) operating grants and contributions. Internally dedicated resources are reported as general revenues rather than as program revenues. Likewise, general revenues include all taxes.

Measurement Focus – Fund Financial Statements

The accounting and financial reporting treatment applied to the *fund financial statements* is determined by its measurement focus. All Governmental Fund Types are accounted for using a “current financial resources” measurement focus. With this measurement focus, only current assets and current liabilities generally are included on the balance sheet. Operating statements of these funds present increases (i.e., revenues and other financing sources) and decreases (i.e., expenditures and other financing uses) in net current assets.

All Governmental Fund Types are accounted for using the modified accrual basis of accounting. Under the modified accrual basis of accounting, revenues are recognized when susceptible to accrual, i.e. both measurable and available. Available means collectible within the current period or soon enough thereafter to be used to pay liabilities of the current period. Licenses and permits, charges for services, fines, forfeits, and miscellaneous revenue are recorded as revenues when received in cash. Those revenues susceptible to accrual are property taxes and investment earnings. Fines and permits are not susceptible to accrual because generally they are not measurable until received in cash. Expenditures are recognized in the accounting period in which the fund liability is incurred, if measurable, except expenditures for debt service and other long-term obligations, which are recognized when paid.

Because of their spending measurement focus, expenditure recognition for Governmental Fund Types excludes amounts represented by non-current liabilities. Since they do not affect net current assets, such long-term amounts are not recognized as Governmental Fund Type expenditures or fund liabilities. They are instead reported as Long-term Liabilities – Governmental Activities.

CENTRAL COVENTRY FIRE DISTRICT
NOTES TO FINANCIAL STATEMENTS
AUGUST 31, 2022

NOTE 2 - SUMMARY OF SIGNIFICANT ACCOUNTING POLICIES *(continued)*

BASIS OF ACCOUNTING

In applying the “susceptible to accrual” concept to intergovernmental revenues the legal and contractual requirements of the numerous individual programs are used as guidance. There are, however, essentially two types of such revenues. For one type, amounts must be expended on the specific purpose or project before any amounts will be paid to the District; therefore, revenues are recognized based upon the expenditures recorded.

Cash and Cash Equivalents

For the purpose of the Financial Statements Fund Types consider all highly liquid investments with a maturity date of three months or less when purchased to be cash equivalents.

Investments

Investments are stated at fair value in accordance with GASB No. 31, *Accounting and Financial Reporting for Certain Investments and for External Investment Pools*.

Receivables

In the government-wide statements, receivables consist of all revenues earned at year-end and not yet received. Major receivable balances for the governmental activities include fire taxes.

In the fund financial statements, material receivables in governmental funds include revenue accruals such as fire taxes and grants and other similar intergovernmental revenues since they are usually both measurable and available. Non-exchange transactions collectible but not available are deferred in the fund financial statements in accordance with modified accrual, but not deferred in the government-wide financial statements in accordance with the accrual basis. Allowances for uncollectible accounts receivables are based upon historical trends and the periodic aging of accounts receivable.

Prepaid items

Prepaid items are accounted for under the consumption method whereby a prepaid asset is established at the date of payment and subsequently amortized over the accounting periods expected to benefit from the initial payment.

CENTRAL COVENTRY FIRE DISTRICT
NOTES TO FINANCIAL STATEMENTS
AUGUST 31, 2022

NOTE 2 - SUMMARY OF SIGNIFICANT ACCOUNTING POLICIES *(continued)*

BASIS OF ACCOUNTING

Property, Plant and Equipment

The accounting treatment over property, plant and equipment (capital assets) depends on whether the assets are used in governmental fund operations or whether they are reported in the government-wide or fund financial statements.

Government-Wide Statements

In the government-wide financial statements, long-lived assets are accounted for as capital assets. All fixed assets are valued at historical cost or estimated historical cost if actual is unavailable, except for donated fixed assets, which are recorded at their estimated fair value at the date of donation. The capitalization threshold is any individual item with a total cost of greater than \$5,000.

Depreciation of all exhaustible capital assets is recorded as an allocated expense in the Statement of Activities with accumulated depreciation reflected in the Statement of Net Position. Depreciation is provided over the assets' estimated useful lives using the straight-line method of depreciation. The range of estimated useful lives by type of asset is as follows:

<u>Classes</u>	<u>Useful Life</u>
Land improvements	5-30 years
Buildings and improvements	5-50 years
Motor vehicles	5-15 years
Machinery and equipment	5-30 years
Office furniture and equipment	3-20 years

Fund Financial Statements

In the fund financial statements, capital assets used in governmental fund operations are accounted for as capital outlay expenditures of the governmental fund upon acquisition.

CENTRAL COVENTRY FIRE DISTRICT
NOTES TO FINANCIAL STATEMENTS
AUGUST 31, 2022

NOTE 2 - SUMMARY OF SIGNIFICANT ACCOUNTING POLICIES *(continued)*

BASIS OF ACCOUNTING

Equity Classifications

Government-Wide Statements

Government-Wide Statements - Equity is classified as net position and displayed in three components:

- ***Net investment in capital assets*** - Consists of capital assets including restricted capital assets, net of accumulated depreciation and reduced by the outstanding balances of any bonds, mortgages, notes, or other borrowings that are attributable to the acquisition, construction, or improvement of those assets.
- ***Restricted*** - Consists of net position with constraints placed on their use either by 1) external groups such as creditors, grantors, contributors, or laws or regulations of other governments, or 2) law through constitutional provisions or enabling legislation.
- ***Unrestricted*** - All other net position that do not meet the definition of "restricted" or "net investment in capital assets".

Governmental Fund Financial Statements

The District has adopted the requirements of the Government Accounting Standards Board GASB Statement No. 54 - *Fund Balance Reporting and Governmental Fund Type Definitions*. Acceptance of this statement has changed the District's presentation of the elements of fund balances, a key indicator of inter-period equity. Listed below are the new fund balance categories and their definitions.

- ***Non-spendable*** – are balances that are permanently precluded from conversion to cash such as permanent funds and inventories.
- ***Restricted*** – requires that inflows and outflows of resources and balances be constrained to a specific purpose of enabling legislation, external parties or constitutional provisions.
- ***Committed*** – are balances with constraints imposed by the government using the highest level of decision-making authority. These constraints can only be removed or changed by the same decision making authority taking the same type of action.
- ***Assigned*** – are balances intended for a specific purpose by the government's management and are also appropriations of existing fund balances.
- ***Unassigned*** – are balances available for any purpose. They are not precluded by a management decision, law constitutional provision in the general fund.

CENTRAL COVENTRY FIRE DISTRICT
NOTES TO FINANCIAL STATEMENTS
AUGUST 31, 2022

NOTE 2 - SUMMARY OF SIGNIFICANT ACCOUNTING POLICIES *(continued)*

BASIS OF ACCOUNTING

Program Revenues

Amounts reported as program revenues include 1) charges to customers or applicants who purchase, use or directly benefit from goods, services or privileges provided by a given function or segment and 2) grants and contributions (including special assessments) that are restricted to meeting the operational or capital requirements of a particular function or segment. All taxes, including those dedicated for specific purposes, and other internally dedicated resources are reported as general revenues rather than as program revenues.

Fire Taxes

The District is permitted by state law to levy and collect fire taxes. Taxes are recognized as revenue when they are collected. Taxes are levied each October on (a) 100% of the full and fair value of real and tangible personal property owned within the District on the previous December 31. Taxes levied during October are payable in quarterly installments on November 15, February 15, May 15 and August 15. Unpaid property taxes at August 31, 2022, include delinquent installments of the current and prior years. The District does not record interest earned on delinquent taxes until payment is received.

Vacation, Sick Leave, and Other Compensated Absences

See Note 7 for a detail of the District's vacation and sick leave policies.

Uses of Estimates

The preparation of financial statements in conformity with accounting principles generally accepted in the United States of America requires management to make assumptions that affect the reported amounts of assets and liabilities and disclosure of contingent assets and liabilities at the date of the financial statements and reported amounts of revenues and expenses during the reporting period. Actual results could differ from those estimates.

**CENTRAL COVENTRY FIRE DISTRICT
NOTES TO FINANCIAL STATEMENTS
AUGUST 31, 2022**

NOTE 2 - SUMMARY OF SIGNIFICANT ACCOUNTING POLICIES *(continued)*

BASIS OF ACCOUNTING

Deferred Outflows of Resources

Represent a consumption of net position or fund balance by a government that is applicable to a future reporting period. In the government-wide financial statements the District recognized deferred pension related outflows of \$1,543,065.

Deferred Inflows of Resources

In addition to liabilities, the statement of net position and/or balance sheet can report deferred inflows of resources. Deferred inflows of resources represent the acquisition of net position that applies to a future period and which will not be recognized as an inflow of resources (revenue) until a later date. At August 31, 2022 the District had three items qualifying as a deferred inflow of resources in the governmental funds balance sheet. Unavailable tax revenue represents property taxes receivables which are assessed on December 31, 2020 and prior. Net unavailable tax revenue included in the fund financial statements was \$280,949 at August 31, 2022, also combined rescue charges and other fee revenue resulted in deferred inflows of resources of \$101,908 and in the government-wide financial statements deferred pension related inflows of \$2,239,824 were recognized.

Pensions

For purposes of measuring the net pension liability (asset), deferred outflows of resources and deferred inflows of resources related to pensions, and pension expense, information about the fiduciary net position of the Municipal Employees' Retirement System (MERS) of Rhode Island and additions to/deductions from MERS' fiduciary net position have been determined on the same basis as they are reported by MERS. For this purpose, benefit payments (including refunds of employee contributions) are recognized when due and payable in accordance with the benefit terms. Investments are reported at fair value.

CENTRAL COVENTRY FIRE DISTRICT

NOTES TO FINANCIAL STATEMENTS

AUGUST 31, 2022

NOTE 3 - FUND EQUITY

The fund equity balances have been classified to reflect the limitations and restrictions placed on the respective funds as follows:

The following fund balance categories are recorded on the Balance Sheet of Government Funds in the financial statements at August 31, 2022:

- ***Non-spendable*** – are balances that are permanently precluded from conversion to cash such as inventories and prepaid items.
- ***Unassigned*** – are balances available for any purpose. They are not precluded by a management decision, law constitutional provision in the general fund.

NOTE 4 - CASH AND INVESTMENTS

Deposits: The District maintains deposits in a single financial institution that are carried at cost. The carrying amount of deposits is separately displayed on the balance sheet as "Cash and cash equivalents".

Investments: Investment of all idle funds is made through national banks or trust companies, providing that the financial conditions and integrity of the institution or institutions are verifiable and can be monitored. All investments are made as would be done by prudent men of discretion and intelligence in such matters who are seeking a reasonable income and preservation of their capital.

Interest Rate Risk: The District does not have an established policy as it does not carry investments.

Concentrations: The District does not have an established policy as it does not carry investments.

Custodial Credit Risk

Deposits: This is the risk that, in the event of failure of a depository financial institution, a government will not be able to recover its deposits or will not be able to recover collateral securities that are in the possession of an outside party. As of August 31, 2022, \$0 of the District's bank balance of \$285,634 was uninsured and uncollateralized.

CENTRAL COVENTRY FIRE DISTRICT
NOTES TO FINANCIAL STATEMENTS
AUGUST 31, 2022

NOTE 4 - CASH AND INVESTMENTS (continued)

Investments: This is the risk that in the event of the failure of the counterparty (e.g., broker-dealer) to a transaction, a government will not be able to recover the value of its investment or collateral securities that are in the possession of another party.

Cash and investments of the District consist of the following at August 31, 2022

Cash and cash equivalents

Deposits with financial institutions	\$ 254,078
<i>Total cash and investments</i>	<u>\$ 254,078</u>

Cash and investments are classified in the accompanying financial statements as follows:

Statement of net assets

Cash and cash equivalents	\$ 254,078
<i>Total cash and investments</i>	<u>\$ 254,078</u>

Interest Rate Risk: This is the risk that changes in market interest rates will adversely affect the fair value of an investment. Generally, the longer the maturity of an investment the greater the sensitivity of its fair value to changes in market interest rates. The District does not have any investments that are subject to interest rate risk for the fiscal year ended August 31, 2022.

Credit Risk: Generally, credit risk is the risk that an issuer of a debt type investment will not fulfill its obligation to the holder of the investment. This is measured by assignment of a rating by a nationally recognized rating organization. U.S government securities or obligations explicitly guaranteed by the U.S. government are not considered to have credit risk exposure. The District did not have any debt type investments that were exposed to credit risk as defined by GASB 40 as of August 31, 2022.

NOTE 5 – PROPERTY FIRE TAXES

The District is responsible for assessing, collecting, and distributing property fire taxes in accordance with enabling state legislation. All property taxes for fund financial statement purposes are recognized in compliance with NCGA Interpretation-3 (Revenue Recognition - Property Taxes), which states that such revenue is recorded when it becomes measurable and available. Available means due, or past due and receivable within the current period and collected no longer than 60 days after the close of the current period. The District does not recognize or record property tax revenue received after its fiscal year-end.

CENTRAL COVENTRY FIRE DISTRICT

NOTES TO FINANCIAL STATEMENTS

AUGUST 31, 2022

NOTE 6 – CAPITAL ASSETS

Capital asset activity for the fiscal year ended August 31, 2022 was as follows:

	Primary Government				
	Beginning Balance	Increases	Adjustments	Decreases	Ending Balance
Governmental activities:					
Capital assets:					
Land	\$ 33,703	\$ -	\$ -	\$ -	\$ 33,703
Buildings and improvements	382,012	-	-	-	382,012
Vehicles	2,454,203	-	-	-	2,454,203
Machinery and equipment	456,479	33,600	-	-	490,079
Total other capital assets at historical cost	<u>3,326,397</u>	<u>33,600</u>	<u>-</u>	<u>-</u>	<u>3,359,997</u>
Less accumulated depreciation for:					
Buildings and improvements	259,942	5,609	-	-	265,551
Vehicles	1,048,806	122,830	-	-	1,171,636
Machinery and equipment	337,263	31,883	-	-	369,146
Total accumulated depreciation	<u>1,646,011</u>	<u>160,322</u>	<u>-</u>	<u>-</u>	<u>1,806,333</u>
Governmental activities capital assets, net	<u>\$ 1,680,386</u>	<u>\$ (126,722)</u>	<u>\$ -</u>	<u>\$ -</u>	<u>\$ 1,553,664</u>

Depreciation expense was charged to functions as follows:

Governmental activities:	
Public safety	<u>\$ 160,322</u>
Total governmental activities depreciation expense	<u>\$ 160,322</u>

**CENTRAL COVENTRY FIRE DISTRICT
NOTES TO FINANCIAL STATEMENTS
AUGUST 31, 2022**

NOTE 7 – SICK LEAVE AND VACATION

1. SICK LEAVE

A. GENERAL:

Each firefighter accrues sick leave on a bi-weekly basis at a rate of 5.0768 hours every two (2) weeks.

B. CREDIT FOR SICK LEAVE UPON SEPARATION OF SERVICE

Upon separation of service, the District will pay the fire fighter for 50% of the accumulated, unused sick leave, provided that the employee has completed at least twenty (20) years of continuous service to the District. Upon separation of service, the District will pay the fire fighter for 25% of the accumulated, unused sick leave, provided that the employee has completed at least fifteen (15) years of continuous service to the District. Upon the death of any active fire fighter, not occurring in the line of duty, the District will pay to the fire fighter's estate 50% of the fire fighter's accumulated, unused sick leave at the time of death. Dollar value shall be determined by multiplying the employee's most current hourly rate of pay by the number of unused accumulated hours of sick leave.

2. VACATION

A. GENERAL

Vacation is credited on the first day of January each year according to the following schedule:

VACATION SCHEDULE

1-2 Years	48 hours
2-3 Years	96 hours
3-4 Years	120 hours
4-10 Years	168 hours
10-15 Years	216 hours
15-20 Years	264 hours
20 Years & over	312 hours

For a new employee, vacation will be credited on the day after the employee's one (1) year anniversary. The employee will be credited at that time with one (12) hours of vacation for each seven and one-half (7-1/2) weeks left between the employee's anniversary date and January 1st. On January 1st of the upcoming year, the employee will be credited with vacation in accordance with the schedule above.

**CENTRAL COVENTRY FIRE DISTRICT
NOTES TO FINANCIAL STATEMENTS
AUGUST 31, 2022**

NOTE 7 – SICK LEAVE AND VACATION (continued)

Vacation time credited on January 1st should be used by the end of that year but may be carried over to the next year with the approval of the Chief. This vacation must be used within a two (2) year period.

B. ACCUMULATED VACATION LEAVE UPON SEPARATION OF SERVICE

Upon separation of service, full-time employees who have worked for the District for at least one (1) year may elect to have such unused accumulated vacation leave paid out in one of the following methods:

1. A one-time lump sum payment made to the employee in his/her final paycheck.
2. Deposited into the employee's PEHP account, to the extent permitted under IRS tax codes.
3. Deposited into the employee's Deferred Compensation account, to the extent permitted under IRS tax codes.

The terms of the disbursement shall be selected by the employee, in writing within seven (7) working days of separation of service.

NOTE 8 – LONG TERM LIABILITIES

The District reports long-term liabilities of the primary government in the governmental type activities. Long-term liability activity for the fiscal year ended August 31, 2022, was as follows:

	Balance 9/1/2021 as restated	Additions	Retirements	Balance 8/31/2022	Amounts Due within One Year
Governmental Activities					
Other liabilities:					
Accrued compensated absences	262,042	-	29,920	232,122	65,000
Net pension liability	7,163,944	(2,127,721)	-	5,036,223	-
Net OPEB liability	923,909	67,400	-	991,309	109,000
Total other liabilities	8,349,895	(2,060,321)	29,920	6,259,654	174,000
Governmental Activities long-term liabilities	<u>\$ 8,349,895</u>	<u>\$ (2,060,321)</u>	<u>\$ 29,920</u>	<u>\$ 6,259,654</u>	<u>\$ 174,000</u>

**CENTRAL COVENTRY FIRE DISTRICT
NOTES TO FINANCIAL STATEMENTS
AUGUST 31, 2022**

NOTE 9 - RETIREMENT PLANS & POST EMPLOYEMENT BENEFITS

A. MUNICIPAL EMPLOYEES RETIREMENT PLAN

Plan Description - The Municipal Employees' Retirement System (MERS) – an agent multiple-employer defined benefit pension plan - provides certain retirement, disability and death benefits to plan members and beneficiaries. MERS was established under Rhode Island General Law and placed under the management of the Employee's Retirement System of Rhode Island (ERSRI) Board to provide retirement allowances to employees of municipalities, housing authorities, water and sewer districts, and municipal police and fire persons that have elected to participate. Benefit provisions are subject to amendment by the General Assembly.

MERS issues a publicly available financial report that includes financial statements and required supplementary information. This report may be obtained accessing the ERSRI website at www.ersri.org

Benefits provided – General employees, police officers and firefighters employed by electing entities participate in MERS. Eligible employees become members at their date of employment. Anyone employed by a municipality at the time the municipality joins MERS may elect not to be covered. Elected officials may opt to be covered by MERS. Employees covered under another plan maintained by the municipality may not become members of MERS. Police officers and/or firefighters may be designated as such by the municipality, in which case the special contribution and benefit provisions described below will apply to them, or they may be designated as general employees with no special benefits. Members designated as police officers and/or firefighters are treated as belonging to a unit separate from the general employees, with separate contribution rates applicable.

Salary: Salary includes the member's base earnings plus any payments under a regular longevity or incentive plan. Salary excludes overtime, unused sick and vacation leave, severance pay, and other extraordinary compensation. Certain amounts that are excluded from taxable wages, such as amounts sheltered under a Section 125 plan or amounts picked up by the employer under IRC Section 414(h), are not excluded from salary.

Service: Employees receive credit for service while a member. In addition, a member may purchase credit for certain periods by making an additional contribution to purchase the additional service. Special rules and limits govern the purchase of additional service and the contribution required.

Final Compensation (FAC): Prior to July 1, 2012 and for general employee members eligible to retire as of June 30, 2012, the average was based on the member's highest three consecutive annual salaries. Effective July 1, 2012, the average was based on the member's highest five consecutive annual salaries. Once a member retires or is terminated, the applicable FAC will be the greater of the member's highest three year FAC as of July 1, 2012 or the five year FAC as of the retirement/termination date. Monthly benefits are based on one-twelfth of this amount.

CENTRAL COVENTRY FIRE DISTRICT
NOTES TO FINANCIAL STATEMENTS
AUGUST 31, 2022

NOTE 9 - RETIREMENT PLANS & POST EMPLOYEMENT BENEFITS (continued)

A. MUNICIPAL EMPLOYEES RETIREMENT PLAN

General employees

Members with less than five years of contributory service as of June 30, 2012 and members hired on or after that date are eligible for retirement on or after their Social Security normal retirement age (SSNRA).

Members who had at least five years of contributory service as of June 30, 2012 will be eligible for retirement at an individually determined age. This age is the result of interpolating between the member's prior Retirement Date, described below, and the retirement age applicable to members hired after June 30, 2012 in (a) above. The interpolation is based on service as of June 30, 2012 divided by projected service at the member's prior Retirement Date. The minimum retirement age is 59.

Members with 10 or more years of contributory service on June 30, 2012 may choose to retire at their prior Retirement Date if they continue to work and contribute until that date. If this option is elected, the retirement benefit will be calculated using the benefits accrued as of June 30, 2012, i.e., the member will accumulate no additional defined benefits after this date, but the benefit will be paid without any actuarial reduction.

Effective July 1, 2015, members will be eligible to retire with full benefits at the earlier of their current Rhode Island Retirement Security Act (RIRSA) date described above or upon the attainment of age 65 with 30 years of service, age 64 with 31 years of service, age 63 with 32 years of service, or age 62 with 33 years of service.

A member who is within five years of reaching their retirement eligibility date and has 20 or more years of service, may elect to retire at any time with an actuarially reduced benefit.

Prior to July 1, 2012, members were eligible for retirement on or after age 58 if they had credit for 10 or more years of service, or at any age if they had credit for at least 30 years of service. Members eligible to retire before July 1, 2012 were not impacted by the changes to retirement eligibility above.

**CENTRAL COVENTRY FIRE DISTRICT
NOTES TO FINANCIAL STATEMENTS
AUGUST 31, 2022**

NOTE 9 - RETIREMENT PLANS & POST EMPLOYMENT BENEFITS (continued)

A. MUNICIPAL EMPLOYEES RETIREMENT PLAN

The annual benefit is equal to 2.00% of the member's monthly FAC for each year of service prior to July 1, 2012 and 1.00% of the member's monthly FAC for each year of service from July 1, 2012 through June 30, 2015. For all service after June 30, 2015, the annual benefit is equal to 1.0% per year unless the member had 20 or more years of service as of June 30, 2012 in which case the benefit accrual is 2.0% per year for service after June 30, 2015. The benefit cannot exceed 75% of the member's FAC. Benefits are paid monthly.

Police and Fire employees

Members are eligible to retire when they are at least 50 years old and have a minimum of 25 years of contributing service or if they have 27 years of contributing service at any age. Members with less than 25 years of contributing service are eligible for retirement on or after their Social Security normal retirement age.

Members who, as of June 30, 2012, had at least 10 years of contributing service, had attained age 45, and had a prior Retirement Date before age 52 may retire at age 52.

Active members on June 30, 2012 may choose to retire at their prior Retirement Date if they continue to work and contribute until that date. If option is elected, the retirement benefit will be calculated using the benefits accrued as of June 30, 2012, i.e., the member will accumulate no additional defined benefits after this date, but the benefit will be paid without any actuarial reduction.

A member who is within five years of reaching their retirement eligibility date, as described in this section, and has 20 or more years of service, may elect to retire at any time with an actuarially reduced benefit.

Prior to July 1, 2012, members designated as police officers or firefighters were eligible for retirement at or after age 55 with credit for at least 10 years of service or at any age with credit for 25 or more years of service. Members were also eligible to retire and receive a reduced benefit if they are at least age 50 and have at least 20 years of service. If the municipality elected to adopt the 20-year retirement provisions for police officers and/or firefighters, then such a member was eligible to retire at any age with 20 or more years of service. Members eligible to retire before July 1, 2012 were not impacted by the changes to retirement eligibility above.

A monthly benefit is paid equal to 2.00% of the member's monthly FAC for each year of service, up to 37.5 years (75% of FAC maximum).

**CENTRAL COVENTRY FIRE DISTRICT
NOTES TO FINANCIAL STATEMENTS
AUGUST 31, 2022**

NOTE 9 - RETIREMENT PLANS & POST EMPLOYEMENT BENEFITS (continued)

A. MUNICIPAL EMPLOYEES RETIREMENT PLAN

If the optional 20-year retirement provisions were adopted by the municipality prior to July 1, 2012: benefits are based on 2.50% of the member's FAC for each year of service prior to July 1, 2012 and 2.00% of the member's FAC for each year of service after July 1, 2012. The benefit cannot exceed 75% of the member's FAC.

Active members (including future hires), members who retire after July 1, 2015 and after attaining age 57 with 30 years of service will have a benefit equal to the greater of their current benefit described in (a) and (b) above and one calculated based on a 2.25% multiplier for all years of service.

Other benefit provisions

Death and disability benefits are also provided to members. A member is eligible for a disability retirement provided he/she has credit for at least five years of service or if the disability is work-related. Members are not eligible for an ordinary disability benefit if they are eligible for unreduced retirement.

Joint and survivor benefit options are available to retirees. For some employees, a Social Security Option is also available where an annuity is paid at one amount prior to age 62, and at a reduced amount after age 62, designed to provide a level total income when combined with the member's age 62 Social Security benefit. Benefits cease upon the member's death.

Post-retirement benefit increases are paid to members who retire after June 30, 2012. Members will be eligible to receive cost of living increases at the later of the member's third anniversary of retirement and the month following their SSNRA (age 55 for members designated as police officers and/or firefighters). When a municipality elects coverage, it may elect either COLA C (covering only current and future active members and excluding members already retired) or COLA B (covering current retired members as well as current and future active members).

a. The COLA will be suspended for any unit whose funding level is less than 80%; however, an interim COLA may be granted in four-year intervals while the COLA is suspended. The first interim COLA may begin January 1, 2018.

b. Effective July 1, 2015, the COLA is determined based on 50% of the plan's five-year average investment rate of return less 5.5% limited to a range of 0.0% to 4.0%, plus 50% of the lesser of 3.0% or last year's CPI-U increase for a total maximum increase of 3.50%. Previously, it was the plan's five-year average investment rate of return less 5.5% limited to a range of 0.0% to 4.0%

**CENTRAL COVENTRY FIRE DISTRICT
NOTES TO FINANCIAL STATEMENTS
AUGUST 31, 2022**

NOTE 9 - RETIREMENT PLANS & POST EMPLOYEMENT BENEFITS (continued)

A. MUNICIPAL EMPLOYEES RETIREMENT PLAN

c. The COLA will be limited to the first \$25,000 of the member's annual pension benefit. For retirees and beneficiaries who retired on or before July 1, 2015, years in which a COLA is payable based on every fourth year provision described in (i) above will be limited to the first \$30,000. These limits will be indexed annually to increase in the same manner as COLAs, with the known values of \$25,000 for 2013, \$25,000 for 2014, \$25,168 for 2015, \$25,855 for 2016, and \$26,098 for 2017.

Employees covered by benefit terms

At the June 30, 2020 valuation date, the following employees were covered by the benefit terms:

Fire Employees:

Retirees and Beneficiaries	27
Inactive, Nonretired Members	6
Active Members	32
Total	65

Contributions - The amount of employee and employer contributions have been established under Rhode Island General Law Chapter 45-21. General employees with less than 20 years of service as of June 30, 2012 are required to contribute 1% (2% if the employer opted to provide a COLA) of their salaries. General employees with more than 20 years of service as of June 30, 2012 are required to contribute 8.25%. Public safety employees are required to contribute 9% (10% if employer opted to provide a COLA) of their salaries. The Central Coventry Fire District contributes at a rate of covered employee payroll as determined by an independent actuary on an annual basis. The General Assembly can amend the amount of these contribution requirements. The Central Coventry Fire District contributed \$733,086 in the year ended August 31, 2022 which was 38.9% of annual covered payroll.

Net Pension Liability (Asset) - The total pension liability was determined by actuarial valuations performed as of June 30, 2020 and rolled forward to June 30, 2021, using the following actuarial assumptions, applied to all periods included in the measurement.

**CENTRAL COVENTRY FIRE DISTRICT
NOTES TO FINANCIAL STATEMENTS
AUGUST 31, 2022**

NOTE 9 - RETIREMENT PLANS & POST EMPLOYEMENT BENEFITS (continued)

A. MUNICIPAL EMPLOYEES RETIREMENT PLAN

Summary of Actuarial Assumptions Used in the Valuations to determine the Net Pension Liability at the June 30, 2021 measurement date (June 30, 2020 valuation rolled forward to June 30, 2021)	
Actuarial Cost Method	Entry Age Normal - the Individual Entry Age Actuarial Cost methodology is used.
Amortization Method	Level Percent of Payroll – Closed
Actuarial Assumptions	
Investment Rate of Return	7.00%
Projected Salary Increases	General Employees - 3.5% to 7.25% ; Police & Fire Employees - 4.0% to 14.0%
Inflation	2.50%
Mortality	Mortality - Variants of the PUB (10) Tables for Healthy and Disabled Retirees, projected with Scale Ultimate MP16.
Cost of Living Adjustments	The known COLA for certain MERS units in calendar years 2019 and 2020 were 1.86% and 1.56%, respectively , and this was reflected in the June 30, 2019 valuation. All future COLAs were assumed to be 2.1% per annum for all MERS units with the COLA provision.

The actuarial assumptions used in the June 30, 2020 valuation rolled forward to June 30, 2021 and the calculation of the total pension liability at June 30, 2021 were consistent with the results of an actuarial experience study performed as of June 30, 2019.

The long-term expected rate of return best-estimate on pension plan investments was determined by the actuary using a building-block method. The actuary started by calculating best-estimate future expected real rates of return (expected returns net of pension plan investment expense and inflation) for each major asset class, based on a collective summary of capital market expectations from 39 sources. The June 30, 2021 expected arithmetic returns over the long-term (20 years) by asset class are summarized in the following table:

CENTRAL COVENTRY FIRE DISTRICT
NOTES TO FINANCIAL STATEMENTS
AUGUST 31, 2022

NOTE 9 - RETIREMENT PLANS & POST EMPLOYMENT BENEFITS (continued)

A. MUNICIPAL EMPLOYEES RETIREMENT PLAN

Asset Class	Long-Term Target Asset Allocation	Long-Term Expected Arithmetic Real Rate of Return
GROWTH		
Global Equity		
US Equity	23.20%	5.83%
International Developed Equity	11.80%	6.35%
Emerging Markets Equity	5.00%	8.04%
Sub-total	40.00%	
Private Growth		
Private Equity	11.25%	9.47%
Non-Core Real Estate	2.25%	5.32%
Opportunistic Private Credit	1.50%	9.47%
Sub-total	15.00%	
INCOME		
High Yield Infrastructure	1.00%	3.19%
REITS	1.00%	5.32%
Equity Options	2.00%	5.59%
EMD (50/50 Blend)	2.00%	1.96%
Liquid Credit	2.80%	3.19%
Private Credit	3.20%	3.19%
Sub-total	12.00%	
STABILITY		
Crisis Protection Class		
Treasury Duration	5.00%	-0.32%
Systematic Trend	5.00%	3.39%
Sub-total	10.00%	
Inflation Protection		
Core Real Estate	3.60%	5.32%
Private Infrastructure	2.40%	5.81%
TIPS	2.00%	0.30%
Sub-total	8.00%	
Volatility Protection		
IG Corp Credit	3.25%	1.14%
Securitized Credit	3.25%	1.14%
Absolute Return	6.50%	3.39%
Cash	2.00%	-0.32%
Sub-total	15.00%	
Total	100.00%	

**CENTRAL COVENTRY FIRE DISTRICT
NOTES TO FINANCIAL STATEMENTS
AUGUST 31, 2022**

NOTE 9 - RETIREMENT PLANS & POST EMPLOYMENT BENEFITS (continued)

A. MUNICIPAL EMPLOYEES RETIREMENT PLAN

These return assumptions are then weighted by the target asset allocation percentage, factoring in correlation effects, to develop the overall long-term expected rate of return best-estimate on an arithmetic basis.

Discount rate - The discount rate used to measure the total pension liability of the plans was 7.0 percent. The projection of cash flows used to determine the discount rate assumed that contributions from plan members will be made at the current contribution rate and that contributions from the employers will be made at statutorily required rates, actuarially determined. Based on those assumptions, the pension plan's fiduciary net position was projected to be available to make all projected future benefit payments of current plan members. Therefore, the long-term expected rate of return on pension plan investments was applied to all periods of projected benefit payments to determine the total pension liability.

Changes in Net Pension Liability (Asset) - Fire Employees			
	Increase (Decrease)		
	Total Pension Liability (a)	Plan Fiduciary Net Position (b)	Net Pension Liability (a) - (b)
Balances as of June 30, 2020	\$ 17,333,643	\$ 10,169,699	\$ 7,163,944
Changes for the Year			
Service Cost	359,213	-	359,213
Interest on the total pension liability	1,196,489	-	1,196,489
Difference between expected and actual	(357,219)	-	(357,219)
Changes in assumptions	-	-	-
Employer contributions		603,388	(603,388)
Employee contributions		183,179	(183,179)
Net investment income		2,737,061	(2,737,061)
Benefit payments, including employee refunds	(841,088)	(841,088)	-
Administrative expense		(10,429)	10,429
Other changes		(186,995)	186,995
Net changes	<u>357,395</u>	<u>2,485,116</u>	<u>(2,127,721)</u>
Balances as of June 30, 2021	<u>\$ 17,691,038</u>	<u>\$ 12,654,815</u>	<u>\$ 5,036,223</u>

CENTRAL COVENTRY FIRE DISTRICT

NOTES TO FINANCIAL STATEMENTS

AUGUST 31, 2022

NOTE 9 - RETIREMENT PLANS & POST EMPLOYMENT BENEFITS (continued)

A. MUNICIPAL EMPLOYEES RETIREMENT PLAN

Sensitivity of the Net Pension Liability to changes in the discount rate. The following presents the net pension liability (asset) of the employers calculated using the discount rate of 7.0 percent, as well as what the employers' net pension liability (asset) would be if it were calculated using a discount rate that is 1-percentage-point lower or 1-percentage-point higher than the current rate.

Sensitivity Summary for Net Pension Liability

Plan:	1.00% Decrease (6.00%)	Current Discount Rate (7.00%)	1.00% Increase (8.00%)
Fire	6,560,494	5,036,223	3,090,689

Pension plan fiduciary net position - detailed information about the pension plan's fiduciary net position is available in the separately issued ERSRI financial report.

Pension Expense and Deferred Outflows of Resources and Deferred Inflows of Resources Related to Pensions

For the year ended August 31, 2022 the employer recognized pension expense of \$619,413. The employer reported deferred outflows and inflows of resources related to pensions from the following sources:

	Fire Employees	
	Deferred Outflows of Resources	Deferred Inflows of Resources
Contributions subsequent to measurement date	\$ 733,086	\$ -
Changes in assumptions	365,154	-
Net difference between projected and actual earnings on pension plan investments	-	1,437,804
Difference between expected and actual exp.	444,825	802,020
Total	<u>\$ 1,543,065</u>	<u>\$ 2,239,824</u>

\$733,086 reported as deferred outflows of resources related to pensions resulting from the Central Coventry Fire District's contributions subsequent to the measurement date will be recognized as a reduction of the net pension liability in the subsequent period.

CENTRAL COVENTRY FIRE DISTRICT

NOTES TO FINANCIAL STATEMENTS

AUGUST 31, 2022

NOTE 9 - RETIREMENT PLANS & POST EMPLOYEMENT BENEFITS (continued)

A. MUNICIPAL EMPLOYEES RETIREMENT PLAN

Amounts reported as deferred outflows and inflows of resources related to pensions will be recognized in pension expense as follows:

<u>Fire Employees</u>	
<u>Year Ending August 31</u>	<u>Net Deferred (outflows)/inflows of resources</u>
2023	\$ (178,898)
2024	(335,182)
2025	(393,393)
2026	(429,379)
2027	(51,272)
Thereafter	(41,721)
Total	<u>\$ (1,429,845)</u>

As previously noted, the MERS Plans are managed by the Employees Retirement System of Rhode Island. These plans are reported utilizing a fiscal year end of June 30th. As a result, the information related to the MERS Plans presented above and throughout these financial statements is reported with a measurement date of June 30, 2021. GASB 68 requires a measurement date no earlier than the prior fiscal year end, August 31, 2021, for the Central Coventry Fire District. The auditor's opinion has been modified due to the fact that the valuation as of August 31, 2021, is unavailable and the effects of utilizing a June 30, 2021, valuation rather than an August 31, 2021, valuation are unknown.

B. POST RETIREMENT BENEFITS

Plan Description and Eligibility

Since September 1, 2015 the District has replaced these benefits by enrolling employees in a Post-Employment Health Plan (PEHP). The plan is in accordance within the guidelines of the Nationwide Retirement Solutions Post Employment Health Plan, Insurance Premium Reimbursement Account and applicable IRS, federal, and state regulations. The District contributes between 1.0%, 1.75% or 3.0% of the employee's annual base salary, depending on the employee's date of employment, to the individual's PEHP account.

CENTRAL COVENTRY FIRE DISTRICT
NOTES TO FINANCIAL STATEMENTS
AUGUST 31, 2022

NOTE 9 - RETIREMENT PLANS & POST EMPLOYMENT BENEFITS (continued)

B. POST RETIREMENT BENEFITS *continued*

Prior to the current collective bargaining agreement, the District provided employees that were vested and retired with twenty (20) or more years of service at any age, for up to ten (10) years or age sixty-five (65), whichever was first, with an individual high-deductible medical and dental plan – the same as offered to employees. The District pays the monthly premiums, but not the deductibles, for a discrete set of retirees who have retired or elected this plan prior to September 1, 2015.

Plan Description

The District participates in a single employer defined benefit healthcare plan administered by Blue Cross Blue Shield of Rhode Island which provides health and dental insurance benefits to eligible retirees on an individual basis. Benefit provisions are established and may be amended by the District.

Under GASB Statements Number 43 and 45, employers providing other post-employment benefits are required to obtain actuarial valuation for the plan at least every two years for 200 or more total members and at least every three years for less than 200 total members. The Plan has 10 members and is allowed to use the *alternative measurement method*, which it has elected to do so.

Plan Type

The District participates in a single employer defined benefit other post-employment benefit plan.

Funding Policy

The required contribution is based on a pay-as-you-go financing requirement. For the year ended August 31, 2022, the District contributed \$67,611 to the plan for current premiums. The District did not contribute any amount towards prefunding benefits. Plan members receiving benefits do not contribute any amount toward the total premiums.

Investment Policy

There was no investment policy for the other post-employment benefits as of August 31, 2022.

**CENTRAL COVENTRY FIRE DISTRICT
NOTES TO FINANCIAL STATEMENTS
AUGUST 31, 2022**

NOTE 9 - RETIREMENT PLANS & POST EMPLOYEMENT BENEFITS (continued)

B. POST RETIREMENT BENEFITS continued

Concentration

There was no concentration noted as of August 31, 2022.

The district provided individual health insurance to employees who retire with twenty (20) or more years of service at any age, for up to ten (10) years or until the retiree is eligible for Medicare, whichever occurs sooner. For the purposes of this provision, such eligible retirees shall receive the same health insurance plan (individual plan only) as active employees.

As of August 31, 2022, there are seven (9) retirees under this plan and one (1) current employee eligible for this plan. The plan is closed to new entrants.

There are currently two (2) spouses of an employee killed in the line of duty who receive other post-employment benefits. Such spouses shall receive full medical and dental insurance for twenty (20) years or until the spouse remarries, or until the spouse is eligible for Medicare, whichever comes first, at the full cost provided by the District. After that time, the spouse will be allowed to remain in the medical plan at his or her expense at the current cost until such time as he/she may remarry. The District shall also provide such medical and dental insurance to the deceased member's dependent children for the life of the dependent child. If the child is not considered dependent at age eighteen (18), then the medical insurance shall end, or up to age twenty-five (25) as the law permits.

Membership as of September 1, 2022:

	<u>Participants</u>
Active employees	<u>1</u>
Retirees and beneficiaries	<u>9</u>
Total	<u><u>10</u></u>

CENTRAL COVENTRY FIRE DISTRICT

NOTES TO FINANCIAL STATEMENTS

AUGUST 31, 2022

NOTE 9 - RETIREMENT PLANS & POST EMPLOYMENT BENEFITS (continued)

B. POST RETIREMENT BENEFITS continued

Net OPEB Liability of the District

The components of the net OPEB liability of the District at August 31, 2022, were as follows:

Total OPEB liability	\$ 991,309
Plan fiduciary net position	-
Town's net OPEB liability	<u>\$ 991,309</u>
Plan fiduciary net position as a percentage of the total OPEB liability	0.00%

Actuarial Methods and Assumptions

The total OPEB liability was determined by using an Alternative measurement method not an actuarial valuation as of August 31, 2022. This method is allowed by GASB Statement 75 when OPEB plans have fewer than 100 employees (active and inactive) that are provided OPEB through the Plan.

Projections of benefits for financial reporting purposes are based on the substantive plan (the plan as understood by the employer and plan members) and includes types of benefits provided at the time of each valuation and the historical pattern of sharing benefit costs between employer and the plan members. The actuarial methods and assumptions used include techniques that are designed to reduce short-term volatility in actuarial accrued liabilities and the actuarial value of assets, consistent with the long-term perspective of the calculations. Below are the actuarial assumptions used to project future costs of the plan.

Description	Assumption
Valuation date	August 31, 2022
Actuarial cost method	Individual entry age normal
Asset-valuation method	None
Discount rate	4.00%
Assumed retirement age	65
Average salary increase	Not applicable
Retirement rates	The probability of remaining employed until retirement age from current and entry age by age comes from the US Office of Management Civil Service Retirement and Disability Fund Annual Report Fiscal Year Ended September 30, 2016.
Personnel	
Mortality	Life expectancy by gender comes from the Life Expectancy Table from National Center of Health Statistics updated in 2015.

**CENTRAL COVENTRY FIRE DISTRICT
NOTES TO FINANCIAL STATEMENTS
AUGUST 31, 2022**

NOTE 9 - RETIREMENT PLANS & POST EMPLOYMENT BENEFITS (continued)

B. POST RETIREMENT BENEFITS continued

Discount Rate

The discount rate used to measure the total OPEB liability was 4.0%. The projection of cash flows used to determine the discount rate assumed that the District contributions will be made at rates equal to the actuarially determined contributions rates. Based on those assumptions, the OPEB plan's fiduciary net position was projected to be available to make all projected future benefit payments of current plan members. Therefore, the long term expected rate of return on OPEB plan investments was applied to all periods of projected benefit payments to determine the total OPEB liability.

Changes in Net Opeb Liability

	Increase (Decrease)		
	Total OPEB Liability (a)	Plan Fiduciary Net Position (b)	Net OPEB Liability (a) - (b)
Balances as of August 31, 2021	\$ 923,909	\$ -	\$ 923,909
Changes for the Year			
Interest on the total OPEB liability	36,957		36,957
Changes in assumptions	30,443		30,443
Net changes	67,400	-	67,400
Balances as of August 31, 2022	<u>\$ 991,309</u>	<u>\$ -</u>	<u>\$ 991,309</u>

Sensitivity of the Net OPEB Liability to Changes in the Discount Rate

The following represents the net OPEB liability of the District, as well as the District's net OPEB liability if calculated using a discount rate that is 1 percent lower (3%) or 1 percent higher (5%) than the current discount rate:

1.00% Decrease (3.00%)	Current Discount Rate (4.00%)	1.00% Increase (5.00%)
\$ 1,042,455	\$ 991,309	\$ 945,834

CENTRAL COVENTRY FIRE DISTRICT

NOTES TO FINANCIAL STATEMENTS

AUGUST 31, 2022

NOTE 9 - RETIREMENT PLANS & POST EMPLOYMENT BENEFITS (continued)

B. POST RETIREMENT BENEFITS continued

Sensitivity of the Net OPEB Liability to Changes in the Healthcare Cost Trend Rates

The following represents the net OPEB liability of the District, as well as the District's net OPEB liability if calculated using healthcare cost trend rates that are 1 percent lower (4%) or 1 percent higher (6%) than the current healthcare cost trend rates:

1% Decrease	Current HCCTR	1% Increase
\$ 945,784	\$ 991,309	\$ 1,039,941

NOTE 10 – RISK MANAGEMENT

The Central Coventry Fire District is exposed to various risks of loss related to torts; theft of, damage to, and destruction of assets; errors; omissions; injuries to employees; and natural disasters. As a result, the District purchases various insurances, including commercial general liability (including emergency services liability and directors' and officers' liability), property coverage, umbrella or excess coverage, workers' compensation and injured on duty coverage, commercial automobile coverage, cyber-liability, and crime coverage.

As of August 31, 2022, the District believes there is minimal, if any, potential exposure for outstanding claims which would fall outside the parameter of its insurance policies.

NOTE 11 – SUBSEQUENT EVENTS

Management has evaluated subsequent events through June 16, 2023, the date the financial statements were available to be issued and has noted below any events that could be material in the coming fiscal year.

In October of 2022 the Central Coventry Fire District signed and received a General Obligation Tax Anticipation Note in the amount of \$400,000 from the Coventry Fire District of Coventry RI. The original issue date was October 5, 2022 with a maturity date of December 31, 2022 and carried an interest rate of 3%. The proceeds of this note are to finance the payroll and associated benefits of the firefighters of the District.

A successful claim for wages that were not properly paid was filed by current and former employees under the Fair Labor Standards Act (the "FLSA") in August of 2022. The Writ of Execution for the final judgement was served on March 7, 2023 for around \$392,000 and payment was made in April of 2023 with monies received from the American Rescue Plan in 2023. A liability and subsequent expense has been recognized on the Government – Wide Financial statements as a current liability as of August 31, 2022.

CENTRAL COVENTRY FIRE DISTRICT

NOTES TO FINANCIAL STATEMENTS

AUGUST 31, 2022

NOTE 12 – PRIOR PERIOD RESTATEMENT

The Net Position and Fund Balance as of August 31, 2021 (beginning of the year) has been restated to correct various errors reported in prior years audited financial statements as follows:

Net position 8/31/2021 - as originally stated	\$	(4,701,143)
---	----	-------------

Restatement for:

Understatement of prepaid expenses		22,400
------------------------------------	--	--------

Overstatement of accrued expenses		11,000
-----------------------------------	--	--------

Understatement of Rescue Receivables, Net		110,563
---	--	---------

Understatement of Deferred outflow of Resources		
---	--	--

Contributions after measurement date		104,711
--------------------------------------	--	---------

Understatement of Compensated absences		(18,622)
--	--	----------

Net position 8/31/2021 - as restated	\$	(4,471,091)
--------------------------------------	----	-------------

Fund balance 8/31/2021 - as originally stated	\$	338,209
---	----	---------

Restatement for:

Understatement of prepaid expenditures		22,400
--	--	--------

Overstatement of accrued expenditures		11,000
---------------------------------------	--	--------

Fund balance 8/31/2021 - as restated	\$	371,609
--------------------------------------	----	---------

Required Supplementary Information

CENTRAL COVENTRY FIRE DISTRICT
Required Supplementary Information
Schedule of Revenue and Expenditures
Budget versus Actual (Non-GAAP Budgetary Basis)
For the Year Ended August 31, 2022

	Original and Final Budget	Actual	Variance Positive (Negative)
Revenues			
General Revenues			
Tax levy - Current Year	\$ 4,080,522	\$ 4,154,362	\$ 73,840
Tax Levy - Prior Years	240,000	303,805	63,805
Rescue Run Recovery	675,000	643,238	(31,762)
Fire Marshal Services	40,000	33,291	(6,709)
Detail Reimbursement	20,000	16,354	(3,646)
Interest and Penalties on Taxes	130,000	104,028	(25,972)
Miscellaneous Revenue	1,000	5,086	4,086
Interest Income	20,000	2,927	(17,073)
Total revenue	\$ 5,206,522	\$ 5,263,091	\$ 56,569
Expenditures			
Administrative			
Audit/CPA Services	\$ 15,750	\$ 15,000	\$ 750
Board Meetings	14,000	13,118	882
Board Member Stipends	1,500	1,867	(367)
Finance Director/Treasurer	117,000	57,948	59,052
Administrative Insurance and HR	550	253	297
Tax Collecting Expense	15,000	12,704	2,296
Legal - General	44,500	99,735	(55,235)
Legal - Labor Negotiations	15,000	74,574	(59,574)
Office/Miscellaneous	500	1,052	(552)
Bank Fees	150	672	(522)
Dues and Subscriptions	2,000	2,400	(400)
Accounting and Payroll Costs	2,750	9,901	(7,151)
Administrative Service Contracts	8,000	7,534	466
Software and Hardware	15,000	43,693	(28,693)
Total Administrative	\$ 251,700	\$ 340,451	\$ (88,751)

CENTRAL COVENTRY FIRE DISTRICT
Required Supplementary Information
Schedule of Revenue and Expenditures
Budget versus Actual (Non-GAAP Budgetary Basis)
For the Year Ended August 31, 2022

	<u>Original and Final Budget</u>	<u>Actual</u>	<u>Variance Positive (Negative)</u>
Operations			
Rescue Recovery Fees	\$ 25,000	\$ 24,110	\$ 890
Fuel	43,000	85,573	(42,573)
Insurance - General Liability and Property	50,000	201,271	(151,271)
Repairs and Maintenance - Station	25,000	18,464	6,536
Repairs and Maintenance - Vehicles and Apparatus	75,000	119,257	(44,257)
Supplies - Fire	40,000	10,134	29,866
Supplies - Rescue	27,500	28,309	(809)
Supplies - Station	7,500	6,946	554
Telecommunication System	2,500	2,500	-
Telecommunications	10,000	11,999	(1,999)
Electric - Stations	5,250	16,893	(11,643)
Gas - Stations	3,500	8,186	(4,686)
Oil - Stations	15,000	9,692	5,308
Water - Stations	700	522	178
Total Operations	<u>\$ 329,950</u>	<u>\$ 543,856</u>	<u>\$ (213,906)</u>
Personnel Costs - Union			
Salaries	\$ 1,862,424	\$ 1,806,218	\$ 56,206
Collateral (Fire Marshall)	36,000	20,624	15,376
Overtime	500,000	642,691	(142,691)
Holiday	84,072	82,459	1,613
Detail	20,000	12,835	7,165
Out of Rank	2,500	9,808	(7,308)
Clothing Allowance	18,900	19,760	(860)
Health Opt-out	20,000	10,668	9,332
Payroll Tax	198,665	200,561	(1,896)
Municipal State Pension	564,162	638,236	(74,074)
Medical Insurance - Union	297,056	285,513	11,543
HRA/OJI Medical Costs	10,000	8,495	1,505
Dental Insurance - Union	27,734	28,075	(341)
HR/SA Account Fees	2,500	2,677	(177)
Life Insurance	5,208	8,000	(2,792)
PEHP	35,335	28,996	6,339
Injured on Duty Insurance	137,500	103,217	34,283
Training/Academy	15,000	11,788	3,212
Promotional Exams	1,750	4,427	(2,677)
Recruitment	1,500	-	1,500
Total Personnel Costs - Union	<u>\$ 3,840,306</u>	<u>\$ 3,925,048</u>	<u>\$ (84,742)</u>

CENTRAL COVENTRY FIRE DISTRICT
Required Supplementary Information
Schedule of Revenue and Expenditures
Budget versus Actual (Non-GAAP Budgetary Basis)
For the Year Ended August 31, 2022

	Original and Final Budget	Actual	Variance Positive (Negative)
Personnel Costs - Administrative			
Administrative Salaries/Compensation	\$ 164,337	\$ 116,901	\$ 47,436
Administrative Payroll Taxes	2,971	7,458	(4,487)
Total Personnel Costs - Administrative	<u>\$ 167,308</u>	<u>\$ 124,359</u>	<u>\$ 42,949</u>
Retirees/Separation Costs			
Medical Insurance - Retiree	\$ 99,404	\$ 70,710	\$ 28,694
Dental Insurance - Retiree	6,747	4,866	1,881
Unemployment/Separation Payouts	53,033	62,746	(9,713)
Total Retirees/Separation Costs	<u>\$ 159,184</u>	<u>\$ 138,322</u>	<u>\$ 20,862</u>
Other Expenditures			
Hydrants	\$ 270,914	\$ 236,496	\$ 34,418
Street Lights	102,266	206,713	(104,447)
Claims Payments	11,000	-	11,000
Lease/Interest Payment	73,894	-	73,894
Total Other Expenditures	<u>\$ 458,074</u>	<u>\$ 443,209</u>	<u>\$ 14,865</u>
Total Expenditures	<u>\$ 5,206,522</u>	<u>\$ 5,515,245</u>	<u>\$ (308,723)</u>
Excess of revenue over (under) expenditures	<u>\$ -</u>	<u>\$ (252,154)</u>	<u>\$ (252,154)</u>

CENTRAL COVENTRY FIRE DISTRICT, RHODE ISLAND
NOTES TO REQUIRED SUPPLEMENTARY INFORMATION
AUGUST 31, 2022

The accompanying Statement of Revenues, Expenditures (GAAP or Budgetary Basis Non-GAAP) presents comparisons of the legally adopted budget with actual data on a budgetary basis. Because accounting principals applied for purposes of developing data on a budgetary basis differ significantly from those used to present financial statements in conformity with GAAP, a reconciliation of resultant basis, entity and timing differences in the excess (deficiency) of revenues and other financial resources over expenditure / expenses and other uses of financial resources for the year ended August 31, 2022 is presented below:

	General Fund GAAP Basis
Excess (deficiency) of revenues and other sources over (under) expenditures/expenses and other uses (Non-GAAP basis)	\$ (252,154)
<i>Adjustments:</i>	
Appropriation of Fund Balance Non-GAAP	<u>-</u>
Excess (deficiency) of revenues and other sources over (under) expenditures/expenses and other uses (GAAP basis)	<u>\$ (252,154)</u>

CENTRAL COVENTRY FIRE DISTRICT, RHODE ISLAND

Central Coventry Fire District, Rhode Island Municipal Employee's Retirement System Schedule of Changes in District Employee Net Pension Liability and Related Ratios Last 10 Years as of June 30,

	Measurement Date Fiscal Year Ending June 30,									
	2021	2020	2019	2018	2017	2016	2015	2014	2013	2012
A. Total pension liability										
1. Service Cost	\$ 359,213	\$ 377,450	\$ 379,055	\$ 371,843	\$ 344,441	\$ 328,131	\$ 384,281	\$ 448,699	\$ -	\$ -
2. Interest on the Total Pension Liability	1,196,489	1,148,342	1,080,973	1,099,110	1,000,552	962,470	865,608	825,629	-	-
3. Changes of benefit terms	-	-	-	-	-	-	473,200	-	-	-
4. Difference between expected and actual experience of the Total Pension Liability	(357,219)	(218,038)	333,545	(928,934)	917,508	17,229	316,243	-	-	-
5. Changes of assumptions	-	229,135	-	-	893,988	-	-	(121,538)	-	-
6. Benefit payments, including refunds of employee contributions	(841,088)	(838,814)	(821,902)	(787,551)	(831,065)	(785,391)	(654,130)	(520,932)	-	-
7. Net change in total pension liability	357,395	698,075	971,671	(245,532)	2,325,424	522,439	1,385,202	631,858	-	-
8. Total pension liability – beginning	17,333,643	16,635,568	15,663,897	15,909,429	13,584,005	13,061,566	11,676,364	11,044,506	-	-
9. Total pension liability – ending (a)	<u>\$ 17,691,038</u>	<u>\$ 17,333,643</u>	<u>\$ 16,635,568</u>	<u>\$ 15,663,897</u>	<u>\$ 15,909,429</u>	<u>\$ 13,584,005</u>	<u>\$ 13,061,566</u>	<u>\$ 11,676,364</u>	<u>\$ -</u>	<u>\$ -</u>
B. Plan fiduciary net position										
1. Contributions – employer	\$ 603,388	\$ 544,128	\$ 495,657	\$ 337,778	\$ 282,880	\$ 299,951	\$ 385,835	\$ 374,043	\$ -	\$ -
2. Contributions – employee	183,179	186,027	185,086	183,081	163,557	180,090	174,575	204,376	-	-
3. Net investment income	2,737,061	371,275	623,512	703,964	962,278	(2,970)	219,294	1,232,637	-	-
4. Benefit payments, including refunds of employee contributions	(841,088)	(838,814)	(821,902)	(787,551)	(831,065)	(785,391)	(654,130)	(520,932)	-	-
5. Pension Plan Administrative Expense	(10,429)	(10,230)	(9,746)	(9,372)	(9,091)	(8,679)	(8,793)	(7,719)	-	-
6. Other	(186,995)	(61,473)	98,424	(81,439)	(602,001)	54,221	(14,074)	(22,631)	-	-
7. Net change in plan fiduciary net position	2,485,116	190,913	571,031	346,461	(33,442)	(262,778)	102,707	1,259,774	-	-
8. Plan fiduciary net position – beginning	10,169,699	9,978,786	9,407,755	9,061,294	9,094,736	9,357,514	9,254,807	7,995,033	-	-
9. Plan fiduciary net position – ending (b)	<u>\$ 12,654,815</u>	<u>\$ 10,169,699</u>	<u>\$ 9,978,786</u>	<u>\$ 9,407,755</u>	<u>\$ 9,061,294</u>	<u>\$ 9,094,736</u>	<u>\$ 9,357,514</u>	<u>\$ 9,254,807</u>	<u>-</u>	<u>-</u>
C. Net pension liability - ending (a) - (b)	5,036,223	7,163,944	6,656,782	6,256,142	6,848,135	4,489,269	3,704,052	2,421,557	-	-
D. Plan fiduciary net position as a percentage of the total pension liability	71.53%	58.67%	59.98%	60.06%	56.96%	66.95%	71.64%	79.26%	-	-
E. Covered employee payroll	1,831,785	1,860,275	1,850,856	1,796,342	1,796,772	1,785,262	2,182,175	2,547,979	-	-
F. Net pension liability as a percentage of covered payroll	274.94%	385.10%	359.66%	348.27%	381.14%	251.46%	169.74%	95.04%	-	-

Schedule of Changes in the Central Coventry Fire District's Employee Contributions Multiyear Last 10 Years as of June 30,

	2022	2021	2020	2019	2018	2017	2016	2015	2014	2013
Actuarially determined contribution	\$ 733,086	\$ 603,388	\$ 544,128	\$ 495,657	\$ 337,778	\$ 282,880	\$ 299,951	\$ 385,835	\$ 374,043	\$ -
Contributions in relation to the actuarially determined contribution	733,086	603,388	544,128	495,657	337,778	282,880	299,951	385,835	374,043	-
Contribution deficiency (excess)	-	-	-	-	-	-	-	-	-	-
Covered-employee payroll	1,882,964	1,831,785	1,860,275	1,850,856	1,796,342	1,796,772	1,785,262	2,182,175	2,547,979	-
Contributions as a percentage of covered-employee payroll	38.93%	32.94%	29.25%	26.78%	18.80%	15.74%	16.80%	17.68%	14.68%	0%

- Notes:**
- 1.) Employers participating in the Municipal Employee's Retirement System are required by RI General Laws, Section 45-21-42, to contribute an actuarially determined contribution rate each year.
 - 2.) These schedules are intended to show information for 10 years - additional years will be displayed as they become available.

CENTRAL COVENTRY FIRE DISTRICT, RHODE ISLAND

Central Coventry Fire District, Rhode Island Schedule of Changes in the Districts Net OPEB Liability and Related Ratios Last 10 Fiscal Years

	Fiscal Year Ending August 31,									
	2022	2021	2020	2019	2018	2017	2016	2015	2014	2013
A. Total OPEB liability										
1. Service Cost	\$ -	\$ -	\$ -	\$ -	\$ -	\$ -	\$ -	\$ -	\$ -	\$ -
2. Interest on the Total OPEB Liability	36,957	39,382	34,570	40,791	34,902	-	-	-	-	-
3. Changes of benefit terms	-	-	-	-	-	-	-	-	-	-
4. Difference between expected and actual experience of the Total OPEB Liability	-	-	-	-	-	-	-	-	-	-
5. Changes of assumptions	30,443	(17,970)	208,512	107,959	-	-	-	-	-	-
6. Benefit payments, including refunds of employee contributions	-	(82,057)	(122,782)	(96,234)	(95,724)	-	-	-	-	-
7. Net change in total OPEB liability	67,400	(60,645)	120,300	52,516	(60,822)	-	-	-	-	-
8. Total OPEB liability – beginning	923,909	984,554	864,254	811,738	872,560	-	-	-	-	-
9. Total OPEB liability – ending (a)	\$ 991,309	\$ 923,909	\$ 984,554	\$ 864,254	\$ 811,738	\$ -	\$ -	\$ -	\$ -	\$ -
B. Plan fiduciary net position										
1. Contributions – employer	\$ 75,576	\$ 82,057	\$ 122,782	\$ 96,234	\$ 95,724	\$ -	\$ -	\$ -	\$ -	\$ -
2. Contributions – employee	-	-	-	-	-	-	-	-	-	-
3. Net investment income	-	-	-	-	-	-	-	-	-	-
4. Benefit payments, including refunds of employee contributions	(75,576)	(82,057)	(122,782)	(96,234)	(95,724)	-	-	-	-	-
5. OPEB Plan Administrative Expense	-	-	-	-	-	-	-	-	-	-
6. Other	-	-	-	-	-	-	-	-	-	-
7. Net change in plan fiduciary net position	-	-	-	-	-	-	-	-	-	-
8. Plan fiduciary net position – beginning	-	-	-	-	-	-	-	-	-	-
9. Plan fiduciary net position – ending (b)	\$ -	\$ -	\$ -	\$ -	\$ -	-	-	-	-	-
C. Net OPEB liability - ending (a) - (b)	991,309	923,909	984,554	864,254	811,738	-	-	-	-	-
D. Plan fiduciary net position as a percentage of the total OPEB liability	0.00%	0.00%	0.00%	0.00%	0.00%	-	-	-	-	-
E. Covered employee payroll	N/A	N/A	N/A	N/A	N/A	-	-	-	-	-
F. Net OPEB liability as a percentage of covered payroll	0.00%	0.00%	0.00%	0.00%	0.00%	-	-	-	-	-

Notes:

1.) This schedule is intended to show information for 10 years - additional years will be displayed as they become available.

CENTRAL COVENTRY FIRE DISTRICT, RHODE ISLAND

Schedule of Plan Contributions Last 10 Fiscal Years Central Coventry Fire District OPEB Plan

	Fiscal Year Ending August 31,									
	2022	2021	2020	2019	2018	2017	2016	2015	2014	2013
Actuarially determined contribution	**	**	\$ -	\$ -	\$ -	\$ -	\$ -	\$ -	\$ -	\$ -
Contributions in relation to the actuarially determined contribution	-	-	-	-	-	-	-	-	-	-
Contribution deficiency/(excess)	-	-	-	-	-	-	-	-	-	-
Covered payroll per employee	-	-	-	-	-	-	-	-	-	-
Contributions as a percentage of covered-employee payroll	-	-	-	-	-	-	-	-	-	-

Notes:

1.) This schedule is intended to show information for 10 years - additional years will be displayed as they become available.

** The District does not pre-fund benefits. The current funding policy is to pay benefits directly from general assets on a pay as you go basis.

Schedule of Investment Returns Last 10 Fiscal Years Central Coventry Fire District OPEB Plan

	Fiscal Year Ending August 31,									
	2022	2021	2020	2019	2018	2017	2016	2015	2014	2013
Annual money-weighted rate of return, net of investment expense	N/A	N/A	N/A	N/A	N/A	N/A	N/A	N/A	N/A	N/A

The money-weighted rate of return considers the changing amounts actually invested during a period and weights the amount of OPEB plan investments by the proportion of time they are available to earn a return during that period.

CENTRAL COVENTRY FIRE DISTRICT
Notes to Required Supplementary Information
June 30, 2022

NOTE 1 – Pension Plans State of Rhode Island MERS

Schedule of Proportionate Share of the Net Pension Liability (Asset)

- The amounts presented for each fiscal year were determined as of the June 30 measurement date prior to the fiscal year end.
- The schedules are intended to show information for 10 years – additional years will be displayed as they become available.
- Employers participating in the Municipal Employee's Retirement System are required by RI General Laws, Section 45-21-42, to contribute an actuarially determined contribution rate each year.

June 30, 2021 measurement date –

There were no changes in actuarial methods or assumptions reflected in the calculation of the net pension liability (asset) of the plans as of the June 30, 2021 measurement date compared to the June 30, 2020 measurement date.

June 30, 2020 measurement date –

As part of the 2020 Actuarial Experience Study for the six-year period ending June 30, 2019, as approved by the System Board on May 22, 2020, certain assumptions were modified and reflected in the determination of net pension liability (asset) at the June 30, 2020, measurement date. The following summarizes the more significant changes in assumptions:

- Updated the underlying mortality tables from the RP-2014 set of tables to the public sector-based PUB (10) tables.
- Increased slightly the probabilities of turnover.
- Decreased slightly the probabilities of retirement.
- Modified slightly the probabilities of disability, including adding material incidence of disability for members in the age ranges that historically have been eligible to retire but under prospective provisions are not.

June 30, 2019 measurement date –

There were no changes in actuarial methods or assumptions reflected in the calculation of the net pension liability (asset) of the plans as of the June 30, 2019, measurement date compared to the June 30, 2018, measurement date.

June 30, 2018 measurement date –

There were no changes in actuarial methods or assumptions reflected in the calculation of the net pension liability (asset) of the plans as of the June 30, 2018, measurement date compared to the June 30, 2017, measurement date.

Supplementary Information

**CENTRAL COVENTRY FIRE DISTRICT
TAX COLLECTOR'S ANNUAL REPORT
For the Fiscal Year Ended August 31, 2022**

FISCAL YEAR END	BALANCE September 1, 2021	CURRENT YEAR ASSESSMENT	REFUNDS	ADDITIONS AND ADJUSTMENTS	ABATEMENTS	AMOUNT TO BE COLLECTED	CURRENT YEAR COLLECTIONS	BALANCE August 31, 2022
2022	\$ -	\$ 4,450,679	\$ 119	\$ 3,265	\$ 5,413	\$ 4,448,650	\$ 4,181,372	\$ 267,278
2021	279,205	-	471	3,043	422	282,297	272,068	10,229
2020	8,696	-	176	(73)	176	8,623	1,808	6,815
2019	5,627	-	-	-	-	5,627	503	5,124
2018	5,213	-	-	-	-	5,213	223	4,990
2017	4,916	-	-	-	-	4,916	220	4,696
2016	5,041	-	-	-	-	5,041	228	4,813
2015	5,035	-	-	-	-	5,035	255	4,780
2014	4,418	-	-	-	-	4,418	311	4,107
2013	(2,868)	-	-	-	-	(2,868)	570	(3,438)
2012 & prior	18,964	-	-	-	-	18,964	609	18,355
	<u>\$ 334,247</u>	<u>\$ 4,450,679</u>	<u>\$ 766</u>	<u>\$ 6,235</u>	<u>\$ 6,011</u>	<u>\$ 4,785,916</u>	<u>\$ 4,458,167</u>	<u>\$ 327,749</u>
Allowance for Uncollectable Accounts:	(40,000)							(46,800)
Net Property Tax Receivable:	<u>\$ 294,247</u>							<u>\$ 280,949</u>

**SCHEDULE OF NET
ASSESSED PROPERTY VALUE BY CATEGORY**

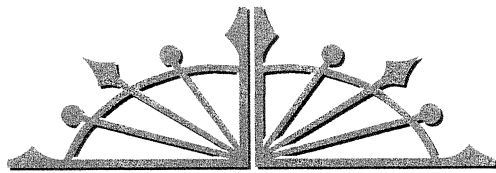
DESCRIPTION OF PROPERTY	VALUATIONS December 31, 2020	LEVY Sept. 13, 2021
Real property residential	\$ 1,821,956,045	\$ 3,479,936
Real property commercial	303,451,000	867,870
Tangible personal	54,495,105	102,873
TOTAL	<u>2,179,902,150</u>	<u>4,450,679</u>
Less exemptions	-	-
NET ASSESSED VALUE	<u>\$ 2,179,902,150</u>	<u>\$ 4,450,679</u>

**RECONCILIATION OF CURRENT YEAR
PROPERTY TAX REVENUE**

Current year collections	\$ 4,458,167
Sept - October 2022 Collections Subject to 60 - day FY 2022 Accrual	\$ -
Subtotal	<u>\$ 4,458,167</u>
Sept. - October 2021 Collections Subject to 60 - day FY 2021 Accrual	\$ -
CURRENT YEAR RE PROPERTY TAX	<u>\$ 4,458,167</u>

CENTRAL COVENTRY FIRE DISTRICT

***AUDITOR'S REPORT AS REQUIRED BY
GOVERNMENT AUDITING STANDARDS***



BAXTER DANSEREAU & ASSOCIATES, LLP

Accounting, Consulting & Tax Services

Partners

William J. Baxter, Jr., CPA

Paul L. Dansereau, CPA

**REPORT ON INTERNAL CONTROL OVER FINANCIAL REPORTING AND ON
COMPLIANCE AND OTHER MATTERS BASED ON AN AUDIT OF FINANCIAL
STATEMENTS PERFORMED IN ACCORDANCE WITH *GOVERNMENT AUDITING
STANDARDS***

INDEPENDENT AUDITOR'S REPORT

The Honorable President
and Members of the Board of Directors
Central Coventry Fire District
Coventry, Rhode Island

We have audited, in accordance with the auditing standards generally accepted in the United States of America and the standards applicable to financial audits contained in *Government Auditing Standards* issued by the Comptroller General of the United States, the financial statements of the governmental activities and each major fund of the Central Coventry Fire District, Rhode Island (District) as of and for the year ended August 31, 2022, and the related notes to the financial statements, which collectively comprise the Central Coventry Fire District's basic financial statements, and have issued our report thereon dated June 16, 2023.

Report on Internal Control Over Financial Reporting

In planning and performing our audit of the financial statements, we considered the District's internal control over financial reporting (internal control) to determine the audit procedures that are appropriate in the circumstances for the purpose of expressing our opinion on the financial statements, but not for the purpose of expressing an opinion on the effectiveness of the District's internal control. Accordingly, we do not express an opinion on the effectiveness of the District's internal control.

A *deficiency in internal control* exists when the design or operation of a control does not allow management or employees, in the normal course of performing their assigned functions, to prevent, or detect and correct, misstatements on a timely basis. A *material weakness* is a deficiency, or a combination of deficiencies, in internal control, such that there is a reasonable possibility that a material misstatement of the entity's financial statements will not be prevented, or detected and corrected, on a timely basis. A *significant deficiency* is a deficiency, or a combination of deficiencies, in internal control that is less severe than a material weakness, yet important enough to merit attention by those charged with governance.


Our consideration of internal control was for the limited purpose described in the first paragraph of this section and was not designed to identify all deficiencies in internal control that might be material weaknesses or significant deficiencies. Given these limitations, during our audit we did not identify any deficiencies in internal control that we consider to be material weaknesses. However, material weaknesses may exist that have not been identified.

Report on Compliance and Other Matters

As part of obtaining reasonable assurance about whether District's financial statements are free from material misstatement, we performed tests of its compliance with certain provisions of laws, regulations, contracts, and grant agreements, noncompliance with which could have a direct and material effect on the determination of financial statement amounts. However, providing an opinion on compliance with those provisions was not an objective of our audit, and accordingly, we do not express such an opinion. The results of our tests disclosed no instances of noncompliance or other matters that are required to be reported under *Government Auditing Standards*.

Purpose of this Report

The purpose of this report is solely to describe the scope of our testing of internal control and compliance and the results of that testing, and not to provide an opinion on the effectiveness of the entity's internal control or on compliance. This report is an integral part of an audit performed in accordance with *Government Auditing Standards* in considering the entity's internal control and compliance. Accordingly, this communication is not suitable for any other purpose.

A handwritten signature in cursive script that reads "Baxter Dansereau & Associates, LLP".

Baxter Dansereau & Associates, LLP
West Warwick, RI
June 16, 2023